



The Divine Feline



*A purrfect coloring book featuring feline-inspired objects
from the Harvard Museums of Science & Culture*



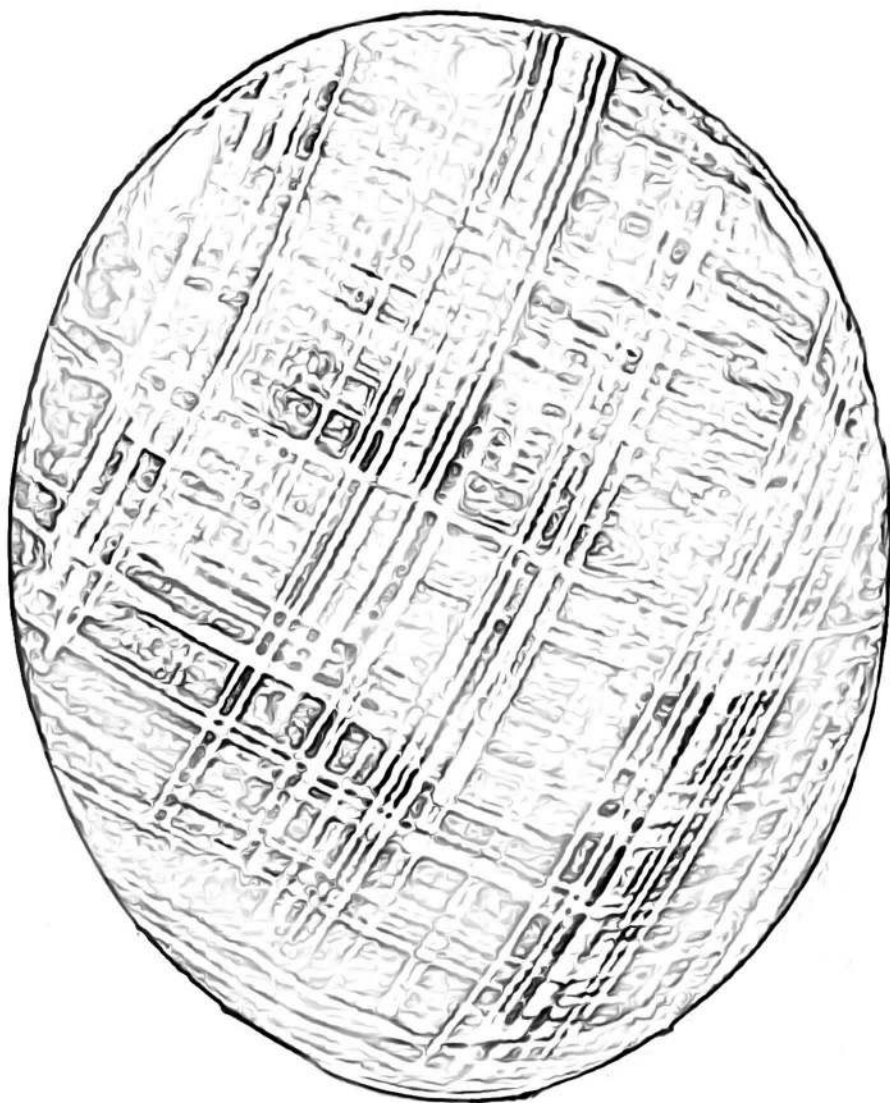
Life-sized Resting Cat
Tonalá, Mexico




Ceramic Polychrome Glazed Vase
Tonalá, Mexico




Cat Figure
Egypt, Ptolemaic Period c. 304-30BC




97691
Quartz with rebeckite
"tiger-eye"



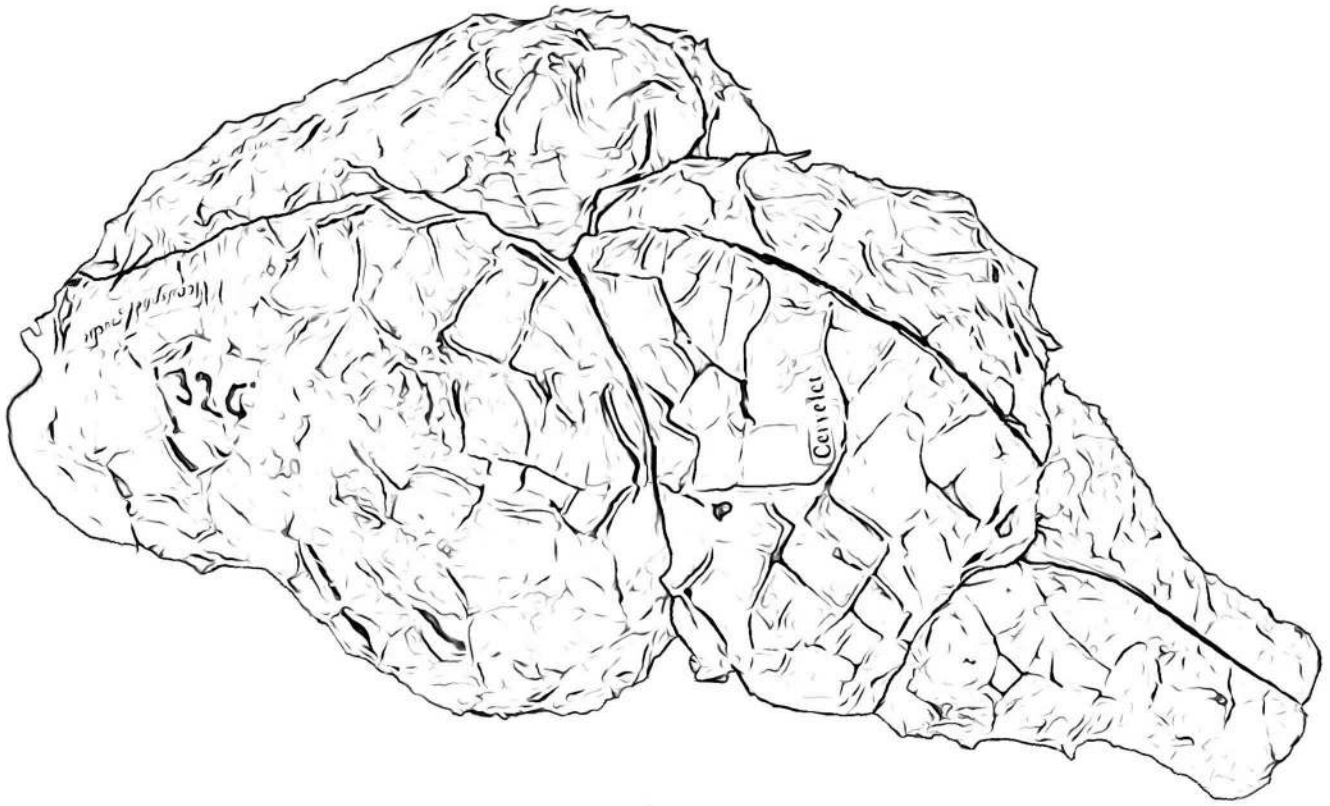
Tiger-eye Quartz
Griqualand West, South Africa



Jaguar, *Panthera onca*
Central & South America



Margay, *Leopardus wiedii*
Central America to central South America



Clastic Model of a Cat Brain
Paris, France circa 1900



Catnip, *Nepeta cataria*
Matinicus Isle, Maine

The Divine Feline

Feline-inspired objects from the Harvard Museums of Science & Culture

Peabody Museum of Archaeology & Ethnology

Ceramic life-sized resting cat figurine, Jorge Wilmot Workshop, 20th century, Tonalá, Jalisco, Mexico. PM2003.3.4.

Ceramic polychrome glazed vase, ca. 1990, Tonalá, Jalisco, Mexico, PM993-24-20/27508.

Gift of Alice B. Melvin, in celebration of donor's father and mother, Professor A. Gordon Melvin and Lorna Strong Melvin, donor's sister, Mary Melvin Petronella, family friend, Luis Herrera Garcia, friend, Richard Paul Baydin, and donor's cats, Miss Amiga, Sir Minky, and Pyewacket.

Cats are a common theme found in the work of Tonalá ceramic artists, such as this figurine (on the left) that was created at the Jorge Wilmot Workshop in Jalisco in the late 20th century. The donor of these two objects, Alice B. Melvin, had three cats of her own whom she described as "pottery wreckers." Her large and fragile collection of modern Mexican folk art was



"under siege" by Sir Minky, Miss Amiga, and Pyewacket, leading Melvin to offer the collection to the Peabody Museum years earlier than planned. In a wry dedication, she declared the gift was "a desperate attempt to rake up the pieces, glue them together, and protect them for posterity." The collection of over 200 Mexican folk art objects that includes Day of the Dead pieces, colorful ceramics, chia planters, and more will always include an official shout-out to her cats.

Images © President and Fellows of Harvard College, Peabody Museum of Archaeology & Ethnology. 2003 (left), and 1993 (right).

Harvard Museum of the Ancient Near East



Cat Figurine, copper alloy, Ptolemaic period, ca. 304–30 BCE, Egypt. HMANE 1931.3.3

In ancient Egyptian art and culture, cats are among the most iconic animals. The Egyptians encountered lions, panthers and jungle cats in the wild and smaller cats lived among humans from early on, hunting vermin in homes and granaries. Cats were closely connected to a number of gods and goddesses, the most famous being Bastet, the Egyptian goddess of the home, domesticity, women's secrets, cats, fertility, and childbirth. She embodied the fierceness and power of a lion tempered by the grace and affection of the cat.

Harvard Museum of Natural History: Mineralogical & Geological Museum at Harvard



Tiger-eye Quartz, oval cabochon 12 x 9.4 x 1.8 cm. Golden colored with streaks of blue reibeckite, South Africa. Shaler Memorial Expedition. MGMH 97691.

Tiger eye or tiger's eye is a popular gemstone. It is a variety of Quartz which exhibits a constantly shifting light effect resulting in chatoyancy (from the French for cat's eye), particularly when highly polished, as the alternating silky gold and brown bands keep reversing their appearance and shimmering with the slightest change in either the position of the light source or of the stone in relation to the light. The ribbon-like bands that cause this effect are the result of parallel mineral fibers preserved in the stone.

Share your creations with us on social media [#ColorOurCollections](#) and [#HMSCconnects](#)

Continue exploring our museums: [HMSC Connects!](#), [Collection of Historical Scientific Instruments](#), [Harvard Museum of the Ancient Near East](#), [Harvard Museum of Natural History](#), [Peabody Museum of Archaeology & Ethnology](#).

The Divine Feline

Feline-inspired objects from the Harvard Museums of Science & Culture

Harvard Museum of Natural History:

Museum of Comparative Zoology



Jaguar, *Panthera onca*, Central and South America. Gift of the New York Zoological Park. Museum of Comparative Zoology, Mamm: 32534.

The **Jaguar** is primarily found in Central and South America, as well as southern North America (Mexico). It is the largest cat in the Americas, and third largest in the world. Recognized for their strength, stealth, and power, these large cats have inspired legends, influenced cultures, and are still popular symbols today. They are also under serious threat and listed as endangered.

Jaguars are excellent swimmers and are generally found in habitats near water, such as rivers, slow moving streams, lagoons, watercourses, and swamps. A jaguar's bite is said to be the strongest of any cat for its size and are even known to take down crocodiles. The panther on exhibit in the *South American* gallery of the museum was acquired

from the New York Zoological Park in the late 1920s, and in a 1929 report to the University by the Museum of Comparative Zoology this jaguar was called a "magnificent specimen."



Margay, *Leopardus wiedii*, Central to South America. Museum of Comparative Zoology, Mamm: 28001.

The **margay** is a small wild cat native to South and Central America. A solitary and nocturnal cat, it lives mainly in primary evergreen and deciduous forest spending most of its time in the trees.

Margays are very similar to the larger ocelot in appearance, but the margay is a much more skillful climber, chasing birds and monkeys through the treetops. It is remarkably agile; its ankles can turn up to 180 degrees allowing it to easily climb down trees, and the margay has been observed to hang from branches with only one foot.

Collection of Historical Scientific Instruments



Clastic model of a cat brain, paper, papier mâché, steel. Attributed to Louis Thomas Jérôme Auzoux (1797–1880), Paris, France. CHSI # WJ0211.

A cat's brain is about the size of a walnut and its structure and surface folding is 90 percent similar to that of humans. In humans, the cerebral cortex, the region of the brain that controls thinking and rational decision-making, contains 21 to 26 billion neurons; cats have 300 million neurons compared to dogs with 160 million neurons.

This clastic (meaning separable into smaller parts) papier mâché model of the feline nervous system was primarily used in the Psychology Department as an aid in teaching and studying the physiological basis of sensory response.

Harvard Museum of Natural History:

Harvard University Herbaria



Catnip, *Nepeta cataria*. Matinicus Isle, Maine, collected by C.A.E. Long, 1919. Harvard University Herbaria, NEBC: 00581845.

Catnip (*Nepeta cataria*) is native to Europe and a close relative of the mints (spearmint, peppermint, pennyroyal, etc). Many cats, including lions, leopards, jaguars are attracted to the plant or dried herb and the smell can trigger strange behavior include licking, chewing, head shaking, chin and cheek rubbing, rolling, and salivation. Even its Latin-derived *cataria* means "of a cat." This specimen, from collector Charles A. E. Long (1870-1948) who lived on Matinicus Isle, is just one of over 900 specimens he collected in the early 20th century and part of the New England Botanical Club collection at the Harvard University Herbaria.

Share your creations with us on social media [#ColorOurCollections](#) and [#HMSCconnects](#)

Continue exploring our museums: [HMSC Connects!](#), [Collection of Historical Scientific Instruments](#), [Harvard Museum of the Ancient Near East](#), [Harvard Museum of Natural History](#), [Peabody Museum of Archaeology & Ethnology](#).