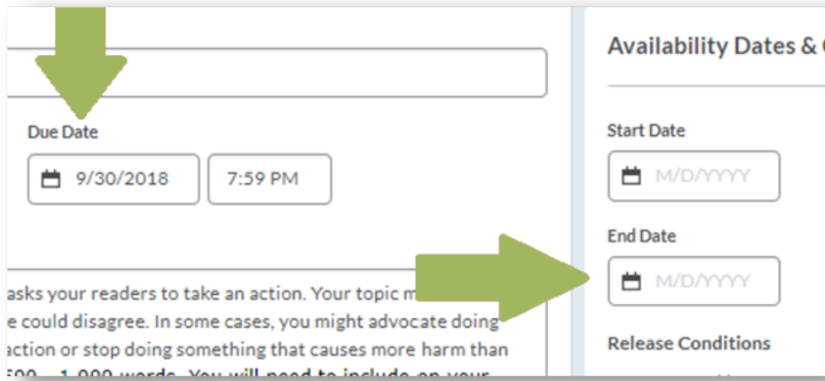


# BRIGHTSPACE ASSIGNMENT FEATURES

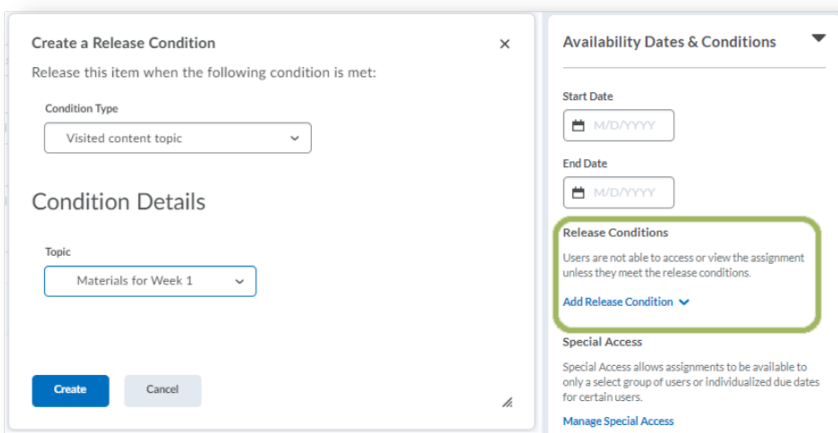
LEARN ABOUT THE DIFFERENT FEATURES AVAILABLE IN BRIGHTSPACE ASSIGNMENTS TO CREATE THE BEST VERSION FOR YOUR CLASS.

## DUE DATE VS. END DATE



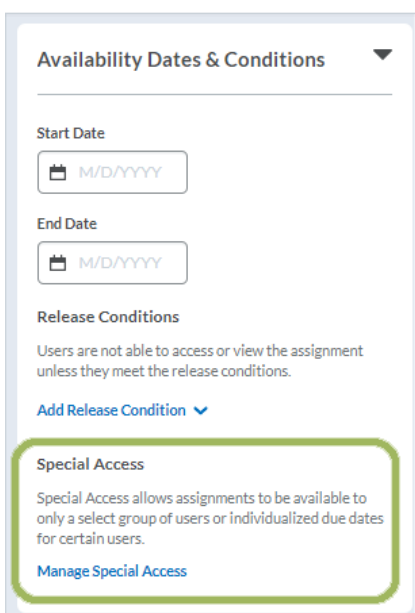
Assigning a due date to an assignment still allows students to submit after the date passes, setting the end date closes student access to the submission folder.

## RELEASE CONDITIONS



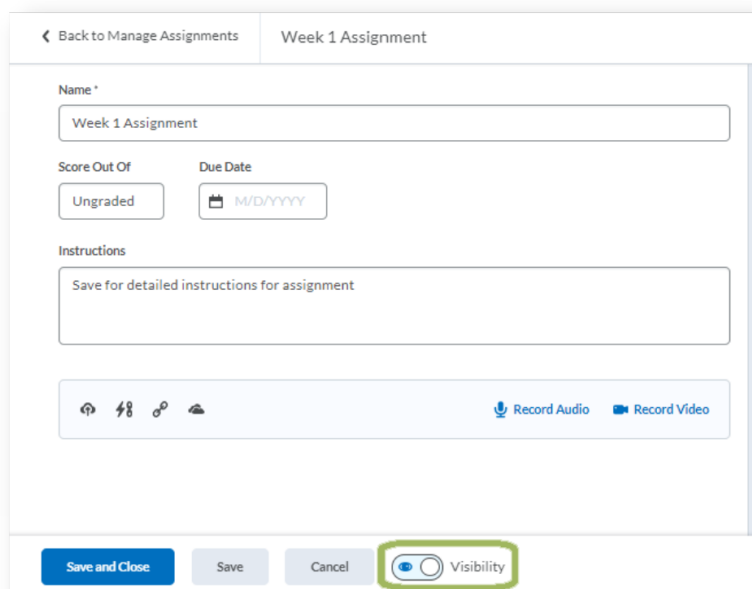
Release conditions can allow students to only move forward in a course by completing a task. This allows instructors to hide entire modules or assessments until students have completed a specific task.

## SPECIAL ACCESS



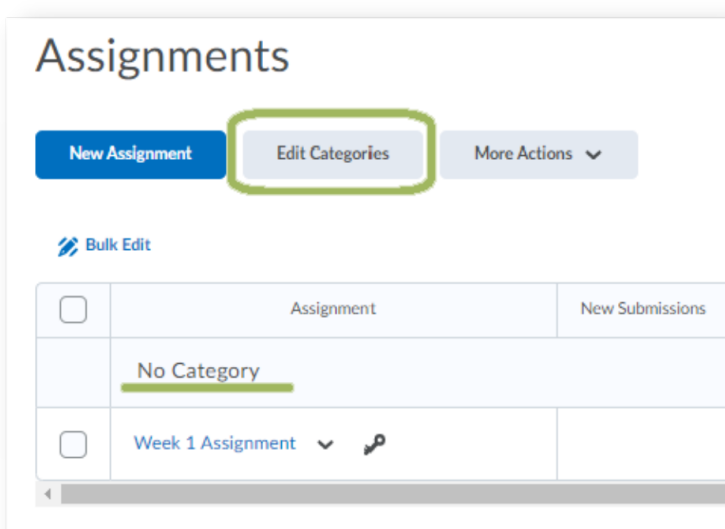
Special access permissions allow you to set different availability dates and times for specific users or groups. This can be used for students who are given permission to submit late or to set different dates within a merged course.

## VISIBILITY



When creating new assignments, visibility to students is automatically turned off. This means students cannot see the assignment in the course. Make sure to check the visibility when creating new assignments.

## CATEGORY



In the Assignments section, you can create different categories to help users navigate through assignments. You can categorize them by modules, by type of assignment, or by topic.