

Indian Ocean Stocks

v4.44 (Dec-21-2018)

Not present Present Preferred

Stock	Time Series Types			
	B/Bmsy	U/Umsy	B/Bmgt	U/Umgt
1. ALBAIO [Albacore tuna Indian Ocean]	TB SSB	ER F	TB SSB	ER F
2. BIGEYEIO [Bigeye tuna Indian Ocean]	TB SSB	ER F	TB SSB	ER F
3. BLKMARLINIO [Black marlin Indian Ocean]	TB SSB	ER F	TB SSB	ER F
4. BMARLINIO [Indo-Pacific blue marlin Indian Ocean]	TB SSB	ER F	TB SSB	ER F
5. SBT [Southern bluefin tuna Southern Oceans]	TB SSB	ER F	TB SSB	ER F
6. SKJCIO [Skipjack tuna Indian Ocean]	TB SSB	ER F	TB SSB	ER F
7. STMARLINIO [Striped marlin Indian Ocean]	TB SSB	ER F	TB SSB	ER F
8. SWORDIO [Swordfish Indian Ocean]	TB SSB	ER F	TB SSB	ER F
9. YFINEIO [Yellowfin tuna Indian Ocean]	TB SSB	ER F	TB SSB	ER F

Albacore tuna Indian Ocean [ALBAIO]

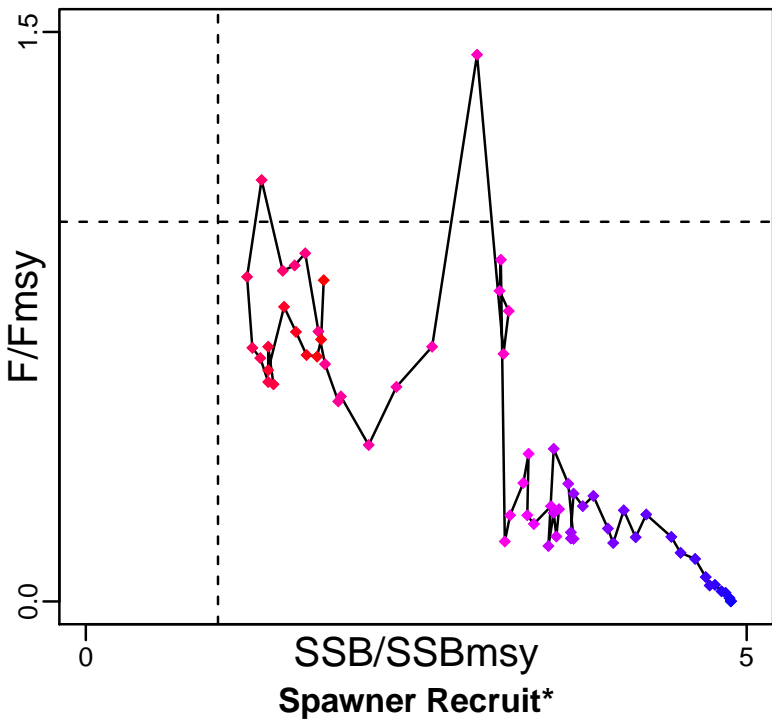
Metadata	
Scientific Name	Thunnus alalunga
Current Assess ID	IOTC-ALBAIO-1950-2016-PONS
Area	Indian Ocean
Management Authority	Indian Ocean Tuna Commission
Assessor	Indian Ocean Tuna Commission
Asmts in RAM	2014, 2016

Reference Points			
Type	ID	Asmt Year	Value
TBmsy	-	-	-
SSBmsy	SSBmsy-extr-MT	2016	30,030
Fmsy	Fmsy-1/yr	2014	0.06
ERmsy	-	-	-
TBmgt	-	-	-
SSBmgt	-	-	-
Fmgt	-	-	-
ERmgt	-	-	-
TB0	-	-	-
SSB0	SSB0-MT	2014	187,325
MSY	MSY-MT	2016	38,800
M	M-1/yr	2014	0.3
TBlim	-	-	-
SSBlim	-	-	-
Flim	-	-	-
ERlim	-	-	-



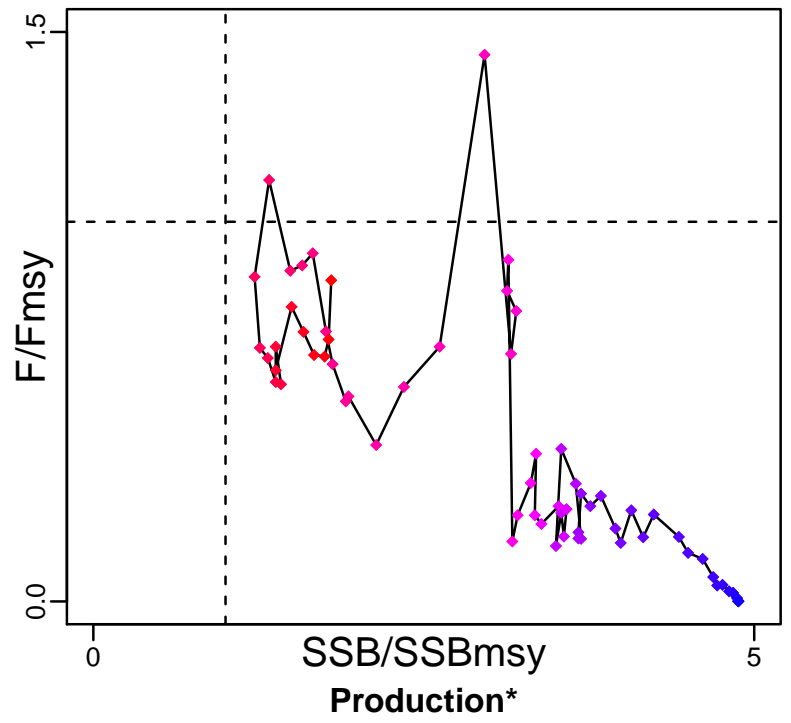
Time Series					
Type	ID	Asmt Year	Curr Value	Sex	Age
TB	-	-	-	-	-
SSB	SSB-MT	2016	54,100	-	-
TN	-	-	-	-	-
R	-	-	-	-	-
F	-	-	-	-	-
ER	-	-	-	-	-
TC	-	-	-	-	-
TL	TL-MT	2016	36,000	-	-
TB/TBmsy	-	-	-	-	-
SSB/SSBmsy	SSBdivSSBmsy-dimensionless	2016	1.8	-	-
F/Fmsy	FdivFmsy-dimensionless	2016	0.846	-	-
ER/ERmsy	-	-	-	-	-
TB/TBmgt	-	-	-	-	-
SSB/SSBmgt	-	-	-	-	-
F/Fmgt	-	-	-	-	-
ER/ERmgt	-	-	-	-	-

Albacore tuna Indian Ocean [ALBAIO]

Kobe MSYpref (1950–2016–PONS)




Kobe MGTpref (1950–2016–PONS)



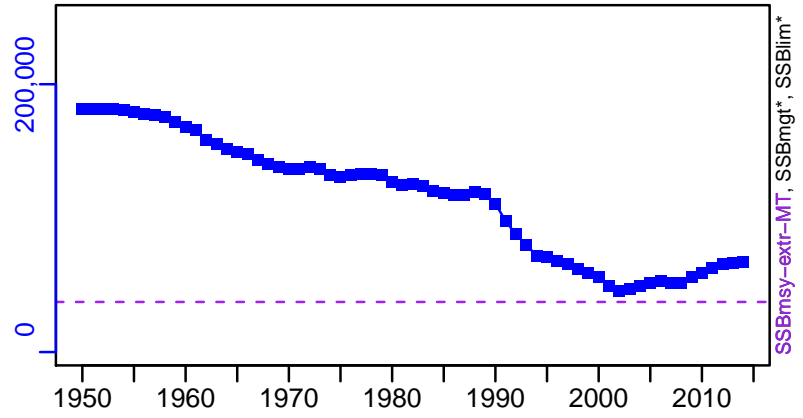
◆ Start Year ◆ End Year * No Data

Albacore tuna Indian Ocean [ALBAIO]


TB*



SSB-MT (1950-2016-PONS)




TN *



F*



ER*




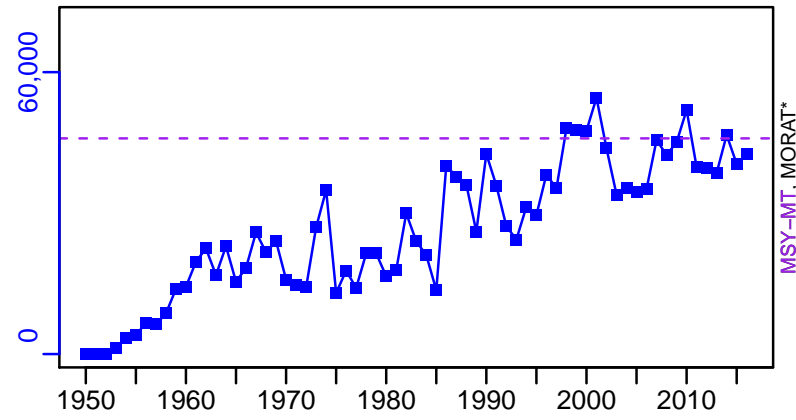
Recruits*




Albacore tuna Indian Ocean [ALBAIO]

TL-MT, TC*, RecC* (1950-2016-PONS)


TAC*, Cpair*, Cadv*



survB*



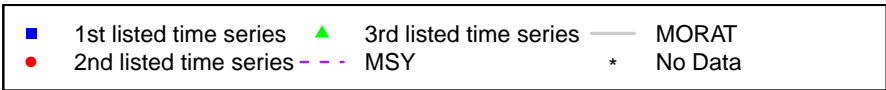
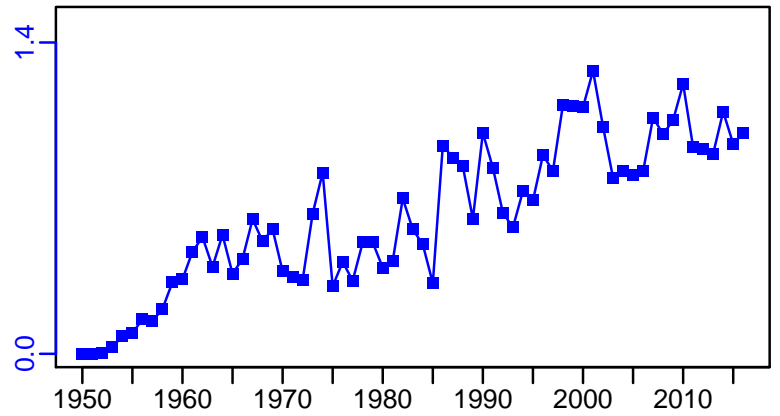
CPUE*



EFFORT*



CdivMSY-ratio (1950-2016-PONS)



Bigeye tuna Indian Ocean [BIGEYEIO]

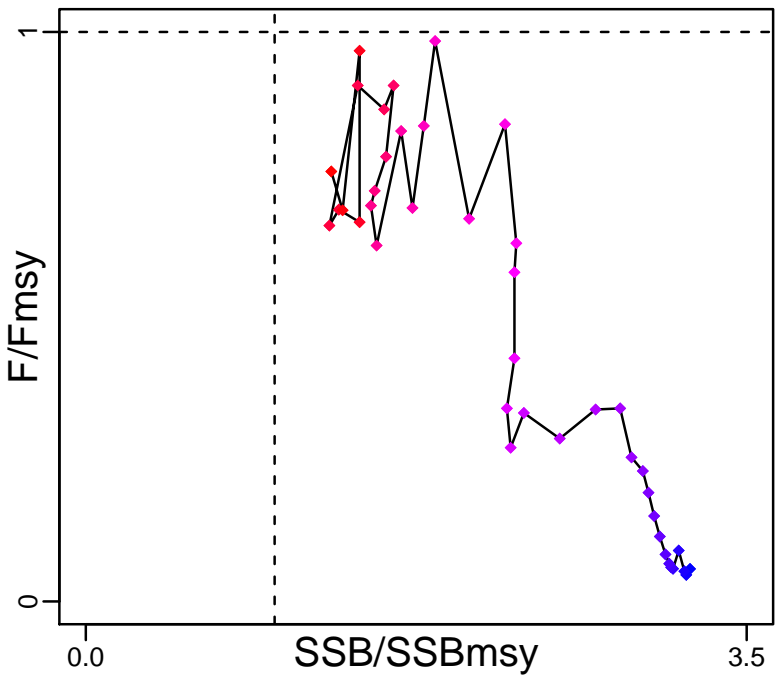
Metadata	
Scientific Name	Thunnus obesus
Current Assess ID	IOTC-BIGEYEIO-1950-2016-PONS
Area	Indian Ocean
Management Authority	Indian Ocean Tuna Commission
Assessor	Indian Ocean Tuna Commission
Asmts in RAM	2014, 2016

Reference Points			
Type	ID	Asmt Year	Value
TBmsy	-	-	-
SSBmsy	SSBmsy-extr-MT	2016	515,050
Fmsy	-	-	-
ERmsy	-	-	-
TBmgt	-	-	-
SSBmgt	-	-	-
Fmgt	-	-	-
ERmgt	-	-	-
TB0	-	-	-
SSB0	SSB0-MT	2014	1,674,570
MSY	MSY-MT	2016	104,000
M	-	-	-
TBlim	-	-	-
SSBlim	-	-	-
Flim	-	-	-
ERlim	-	-	-

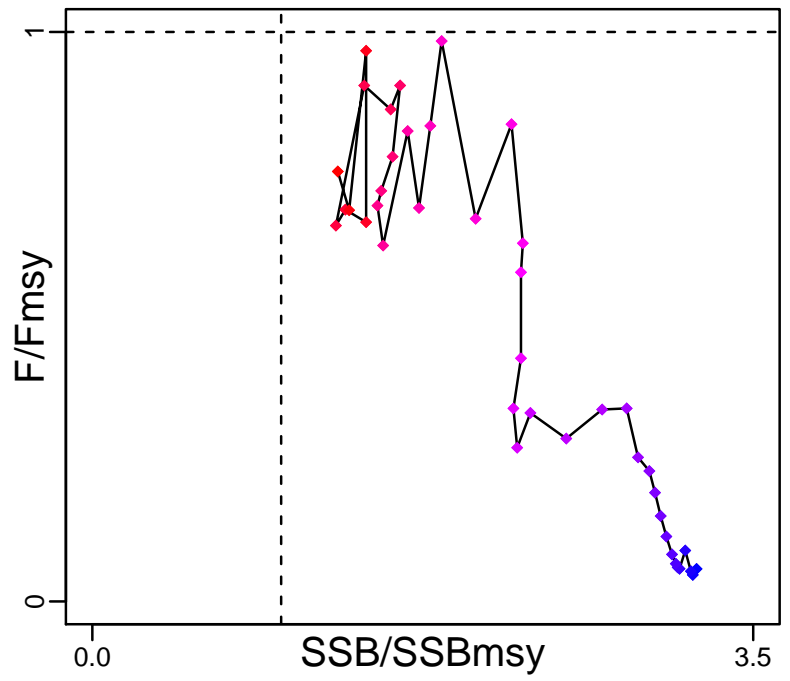
Time Series					
Type	ID	Asmt Year	Curr Value	Sex	Age
TB	-	-	-	-	-
SSB	SSB-MT	2016	685,000	-	-
TN	-	-	-	-	-
R	R-E00	2014	108,000	-	-
F	-	-	-	-	-
ER	-	-	-	-	-
TC	TC-MT	2014	105,000	-	-
TL	TL-MT	2016	87,600	-	-
TB/TBmsy	-	-	-	-	-
SSB/SSBmsy	SSBdivSSBmsy-dimensionless	2016	1.3	-	-
F/Fmsy	FdivFmsy-dimensionless	2016	0.755	-	-
ER/ERmsy	-	-	-	-	-
TB/TBmgt	-	-	-	-	-
SSB/SSBmgt	-	-	-	-	-
F/Fmgt	-	-	-	-	-
ER/ERmgt	-	-	-	-	-

Bigeye tuna Indian Ocean [BIGEYEIO]

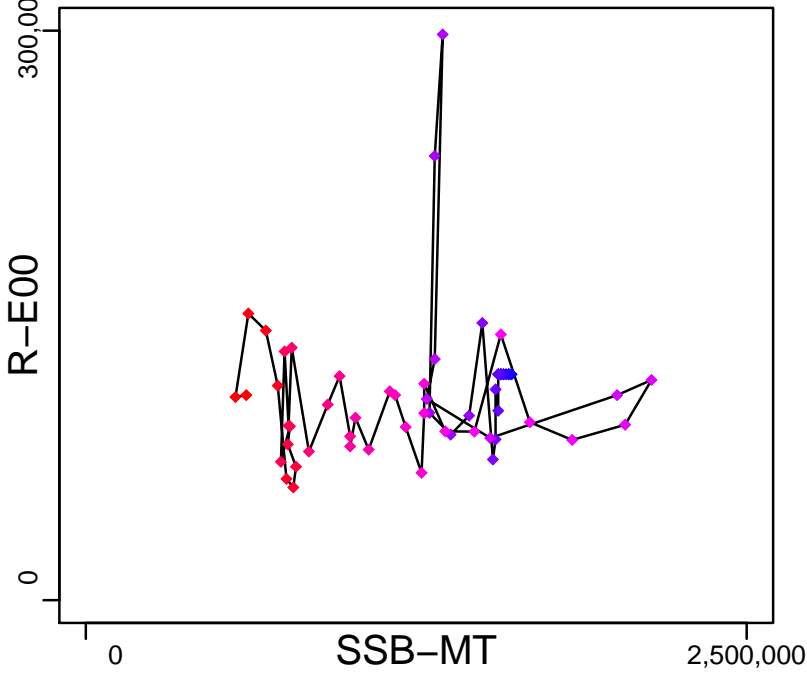
Kobe MSYpref (1950–2016–PONS)



Kobe MGTpref (1950–2016–PONS)



Spawner Recruit (1950–2014–PONS)




Production*



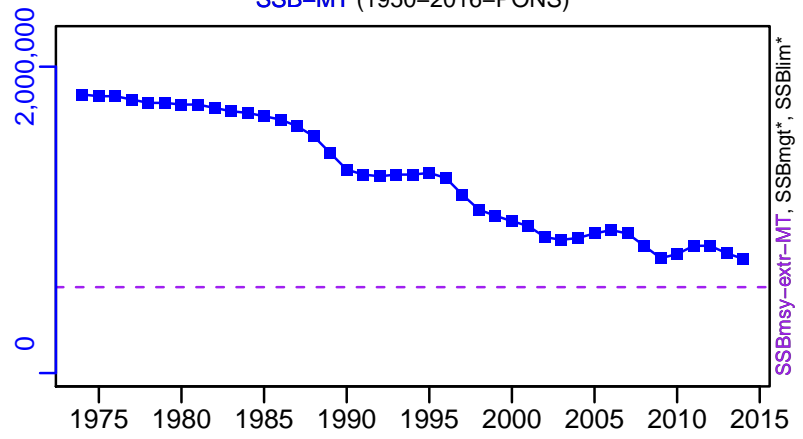
◆ Start Year ◆ End Year * No Data

Bigeye tuna Indian Ocean [BIGEYEIO]


TB*




SSB-MT (1950-2016-PONS)




TN *



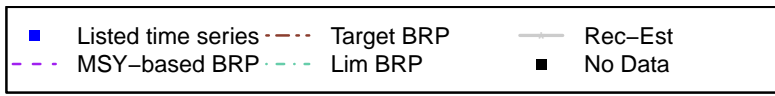
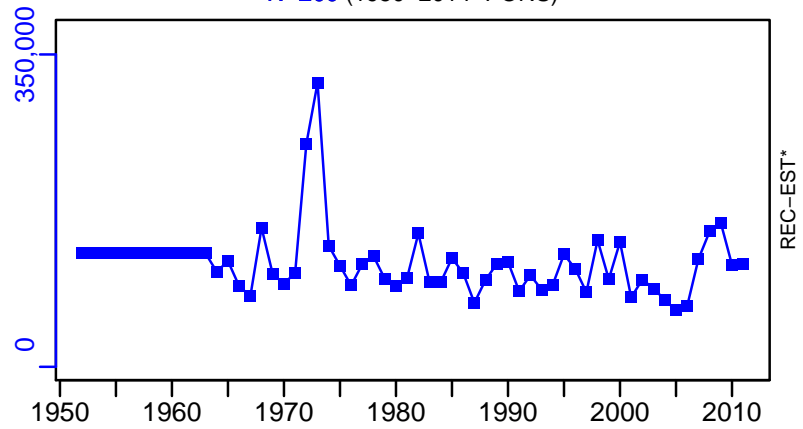
F*



ER*



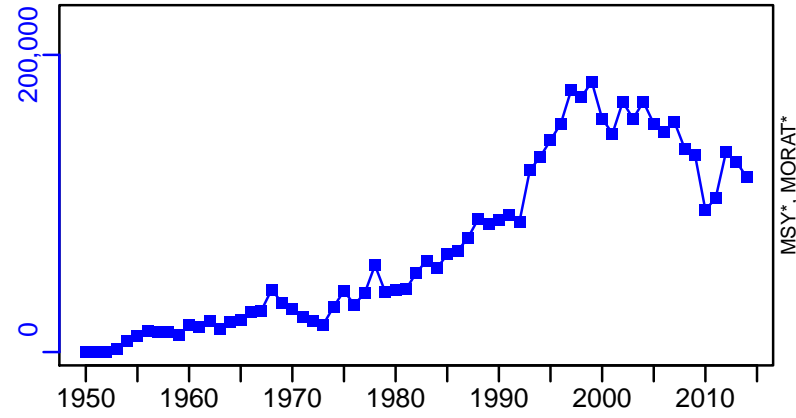
R-E00 (1950-2014-PONS)




Bigeye tuna Indian Ocean [BIGEYEIO]

TC-MT, TL*, RecC* (1950-2014-PONS)

TAC*, Cpair*, Cadv*





MSY*, MORAT*



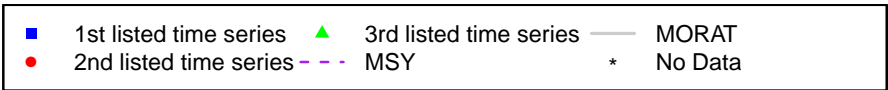
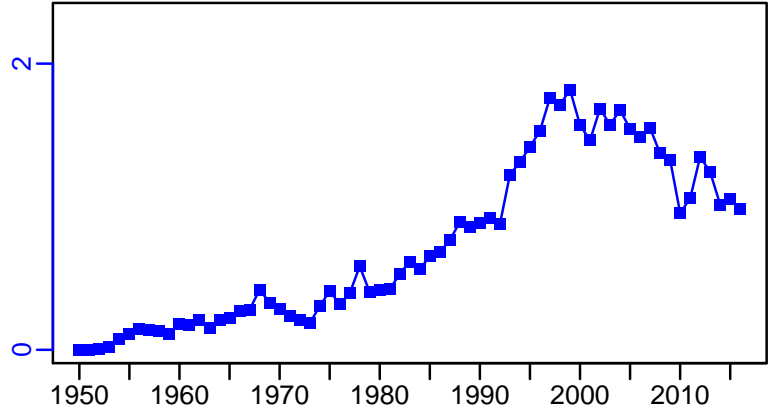

survB*

CPUE*



EFFORT*

CdivMSY-ratio (1950-2016-PONS)



Black marlin Indian Ocean [BLKMARLINIO]

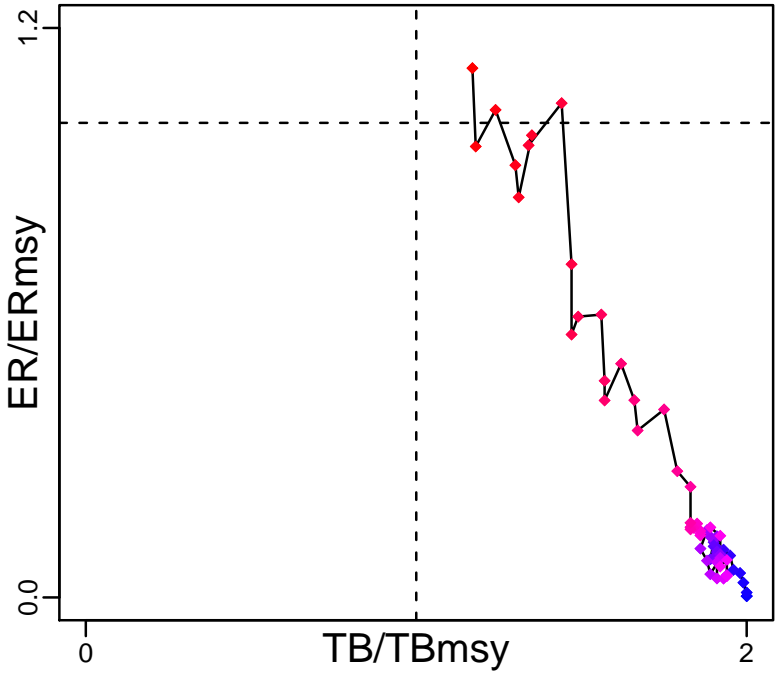
Metadata	
Scientific Name	Istiompax indica
Current Assess ID	IOTC-BLKMARLINIO-1950-2014-PONS
Area	Indian Ocean
Management Authority	Indian Ocean Tuna Commission
Assessor	Indian Ocean Tuna Commission
Asmts in RAM	2014

Reference Points			
Type	ID	Asmt Year	Value
TBmsy	TBmsy-MT	2014	29,735
SSBmsy	-	-	-
Fmsy	-	-	-
ERmsy	ERmsy-calc-ratio	2014	0.289
TBmgt	-	-	-
SSBmgt	-	-	-
Fmgt	-	-	-
ERmgt	-	-	-
TB0	TB0-MT	2014	73,000
SSB0	-	-	-
MSY	MSY-MT	2014	8605
M	-	-	-
TBlim	-	-	-
SSBlim	-	-	-
Flim	-	-	-
ERlim	-	-	-

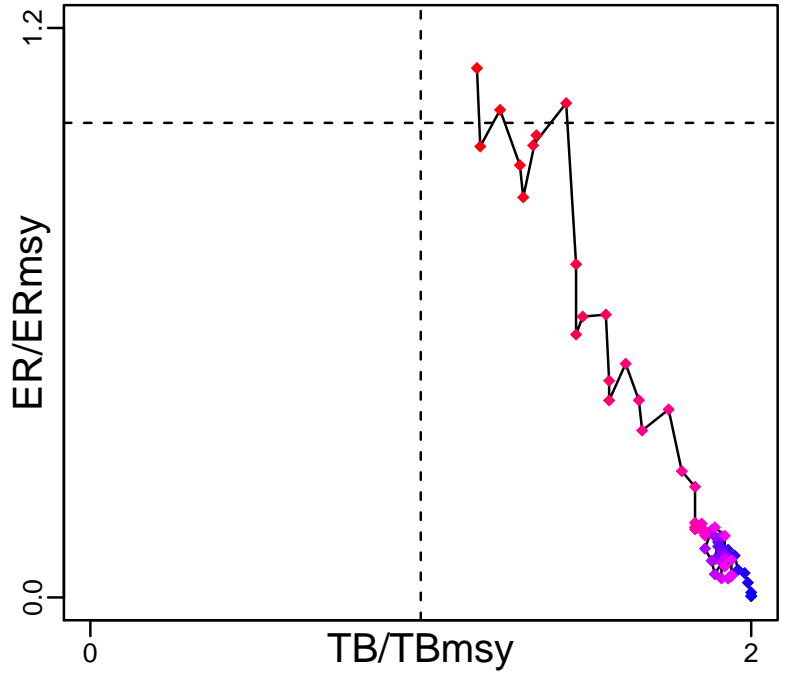
Time Series					
Type	ID	Asmt Year	Curr Value	Sex	Age
TB	TB-MT	2014	34,700	-	-
SSB	-	-	-	-	-
TN	-	-	-	-	-
R	-	-	-	-	-
F	-	-	-	-	-
ER	ER-calc-ratio	2014	0.323	-	-
TC	TC-MT	2014	17,700		
TL	-	-	-		
TB/TBmsy	TBdivTBmsy-dimensionless	2014	1.17		
SSB/SSBmsy	-	-	-		
F/Fmsy	FdivFmsy-dimensionless	2014	1.03		
ER/ERmsy	ER-calc-ratio/ERmsy-calc-ratio	2014	1.115		
TB/TBmgt	-	-	-		
SSB/SSBmgt	-	-	-		
F/Fmgt	-	-	-		
ER/ERmgt	-	-	-		

Black marlin Indian Ocean [BLKMARLINIO]


Kobe MSYpref (1950–2014–PONS)



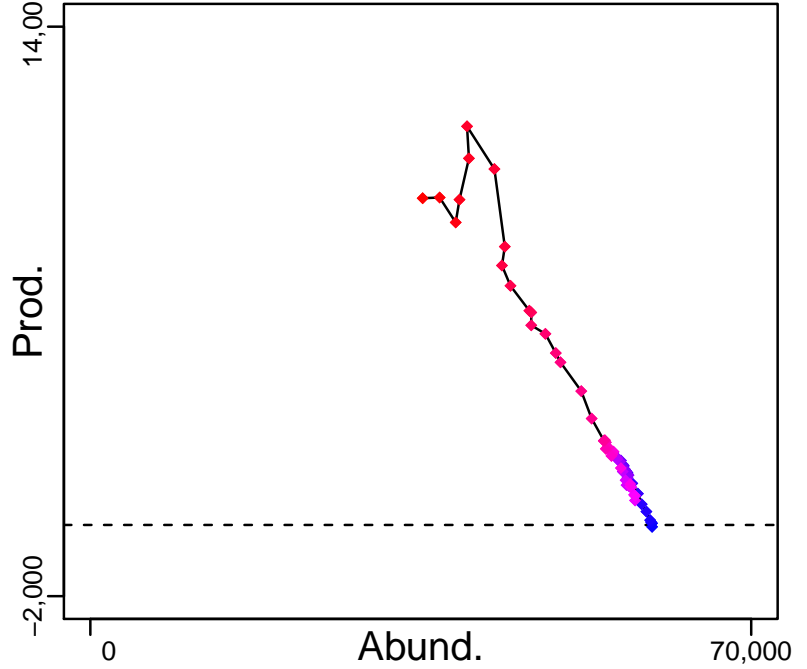
Kobe MGTpref (1950–2014–PONS)



Spawner Recruit*



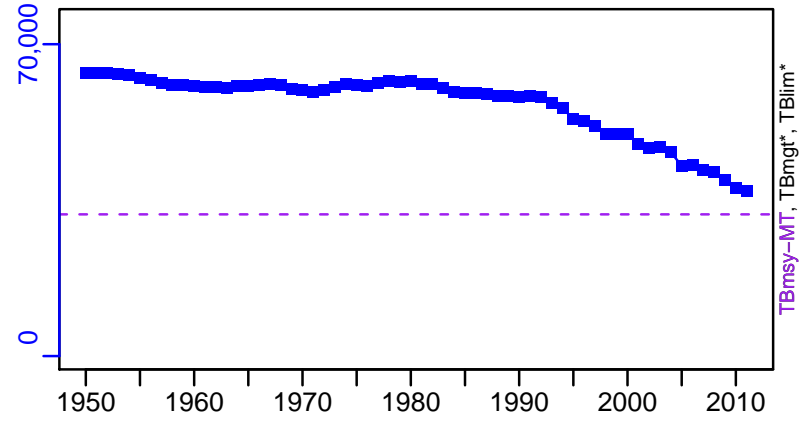
Production (1950–2014–PONS)




◆ Start Year ◆ End Year * No Data

Black marlin Indian Ocean [BLKMARLINIO]


TB-MT (1950-2014-PONS)




SSB*



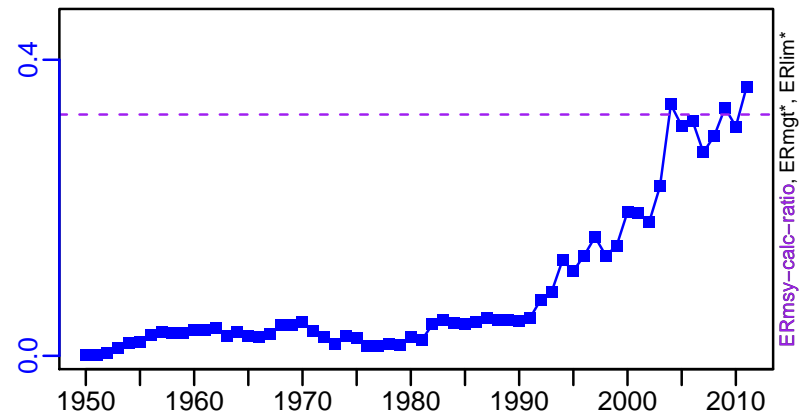
TN *



F*



ER-calc-ratio (1950-2014-PONS)




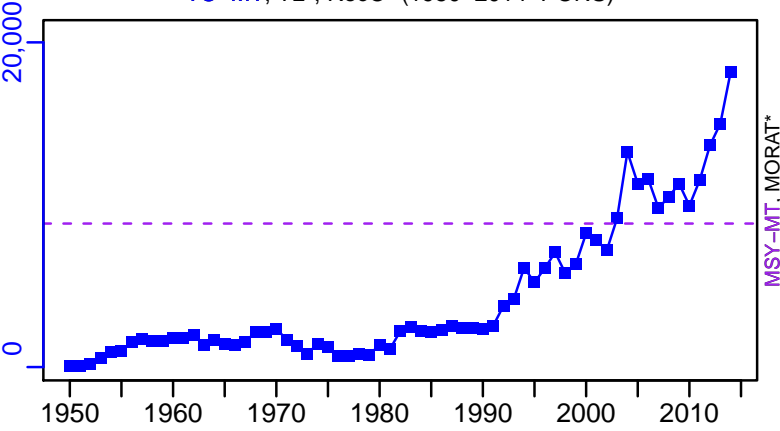
Recruits*



Black marlin Indian Ocean [BLKMARLINIO]



TC-MT, TL*, RecC* (1950-2014-PONS)

TAC*, Cpair*, Cadv*



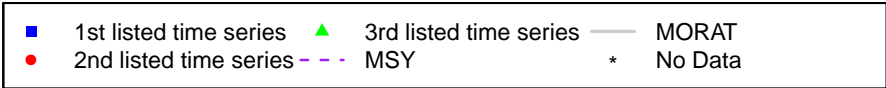
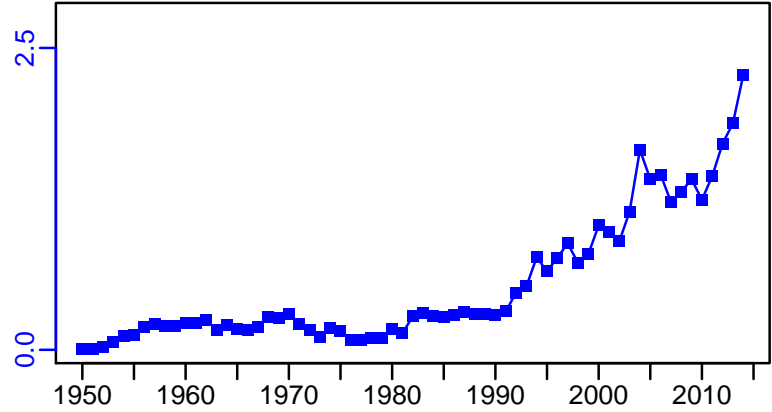

survB*

CPUE*



EFFORT*

CdivMSY-ratio (1950-2014-PONS)



Indo-Pacific blue marlin Indian Ocean [BMARLINIO]

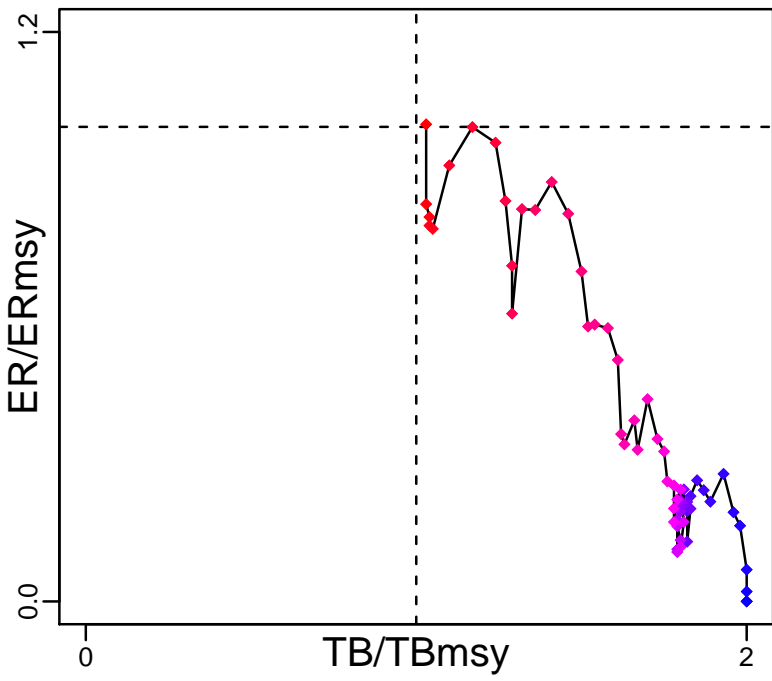
Metadata	
Scientific Name	Makaira mazara
Current Assess ID	IOTC-BMARLINIO-1950-2014-PONS
Area	Indian Ocean
Management Authority	Indian Ocean Tuna Commission
Assessor	Indian Ocean Tuna Commission
Asmts in RAM	2014

Reference Points			
Type	ID	Asmt Year	Value
TBmsy	TBmsy-MT	2014	96,913
SSBmsy	-	-	-
Fmsy	-	-	-
ERmsy	ERmsy-calc-ratio	2014	0.098
TBmgt	-	-	-
SSBmgt	-	-	-
Fmgt	-	-	-
ERmgt	-	-	-
TB0	TB0-MT	2014	259,000
SSB0	-	-	-
MSY	MSY-MT	2014	9524
M	-	-	-
TBlim	-	-	-
SSBlim	-	-	-
Flim	-	-	-
ERlim	-	-	-

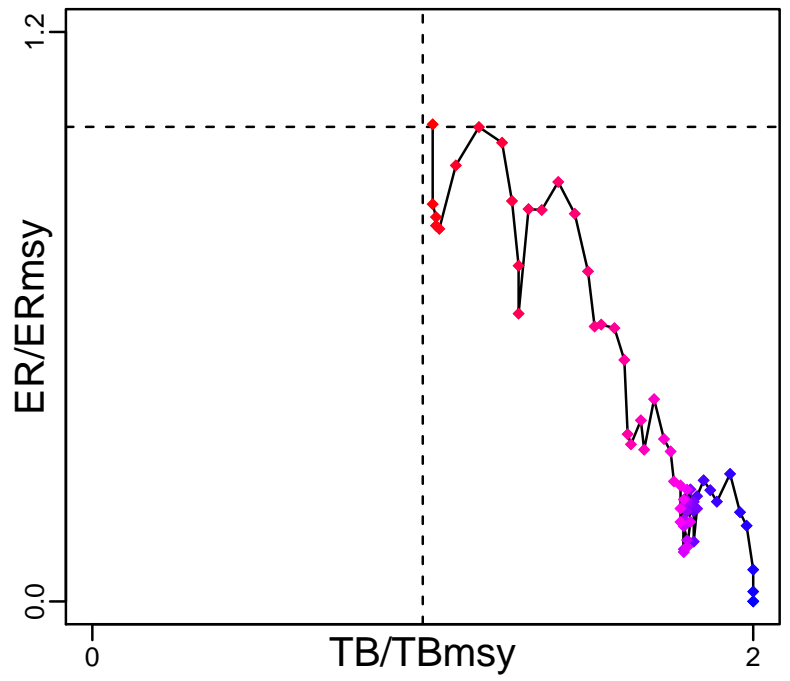
Time Series					
Type	ID	Asmt Year	Curr Value	Sex	Age
TB	TB-MT	2014	99,900	-	-
SSB	-	-	-	-	-
TN	-	-	-	-	-
R	-	-	-	-	-
F	-	-	-	-	-
ER	ER-calc-ratio	2014	0.099	-	-
TC	TC-MT	2014	14,200		
TL	-	-	-		
TB/TBmsy	TBdivTBmsy-dimensionless	2014	1.03		
SSB/SSBmsy	-	-	-		
F/Fmsy	FdivFmsy-dimensionless	2014	1.05		
ER/ERmsy	ER-calc-ratio/ERmsy-calc-ratio	2014	1.005		
TB/TBmgt	-	-	-		
SSB/SSBmgt	-	-	-		
F/Fmgt	-	-	-		
ER/ERmgt	-	-	-		

Indo-Pacific blue marlin Indian Ocean [BMARLINIO]


Kobe MSYpref (1950-2014-PONS)



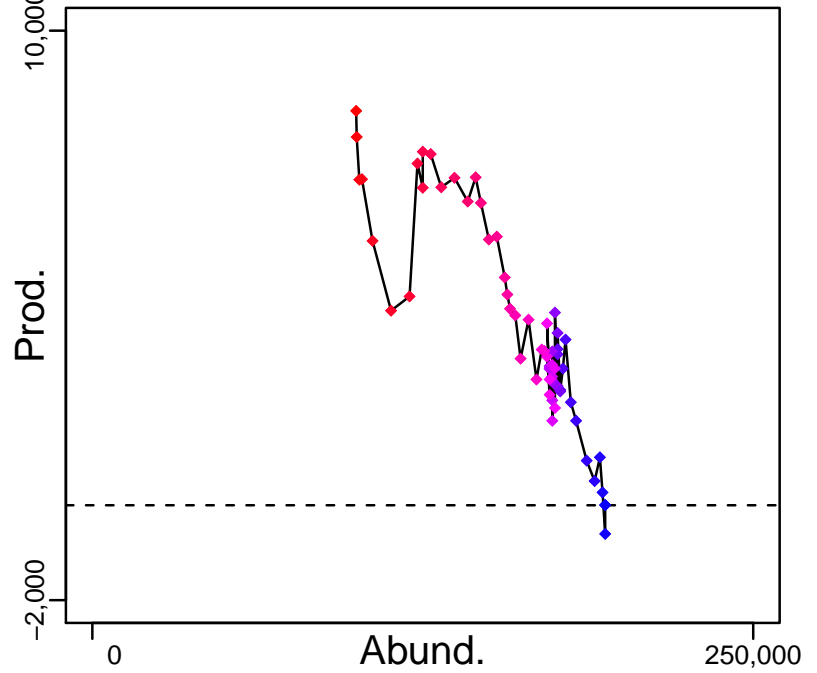
Kobe MGTpref (1950-2014-PONS)



Spawner Recruit*



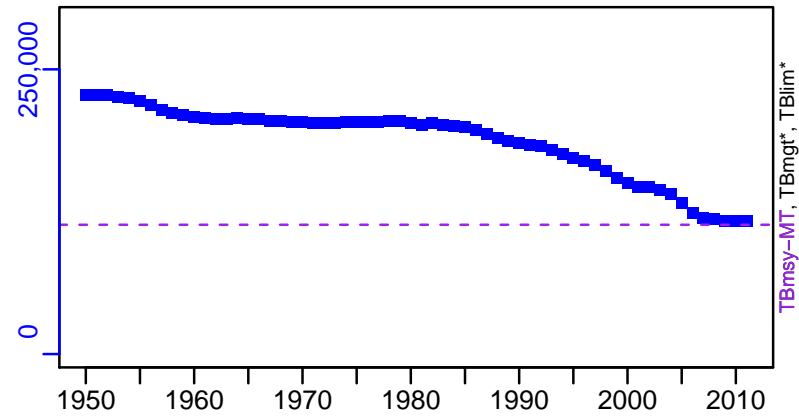
Production (1950-2014-PONS)




◆ Start Year ◆ End Year * No Data

Indo-Pacific blue marlin Indian Ocean [BMARLINIO]


TB-MT (1950-2014-PONS)




SSB*



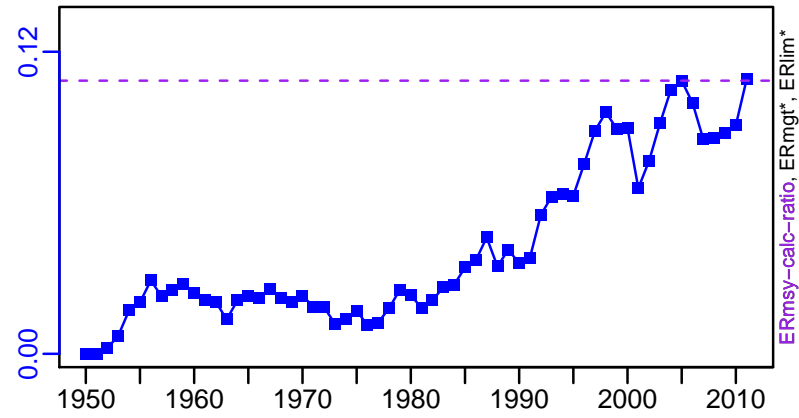
TN *



F*



ER-calc-ratio (1950-2014-PONS)



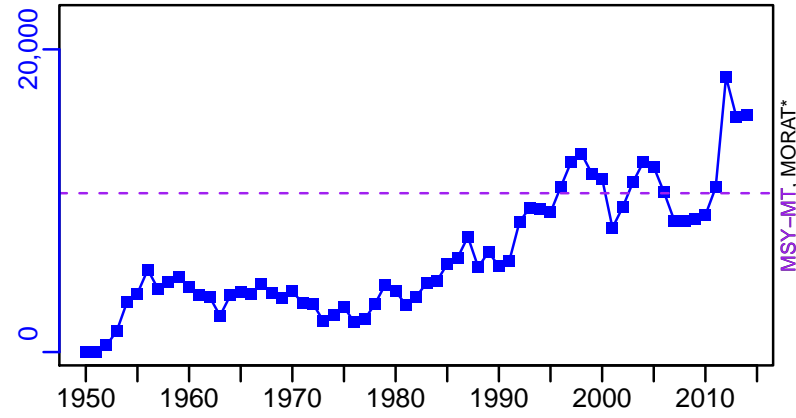
Recruits*



Indo-Pacific blue marlin Indian Ocean [BMARLINIO]



TC-MT, TL*, RecC* (1950-2014-PONS)

TAC*, Cpair*, Cadv*



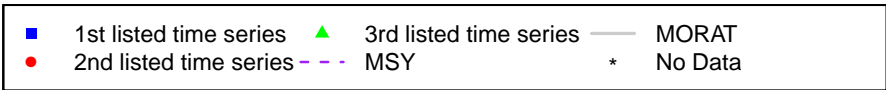
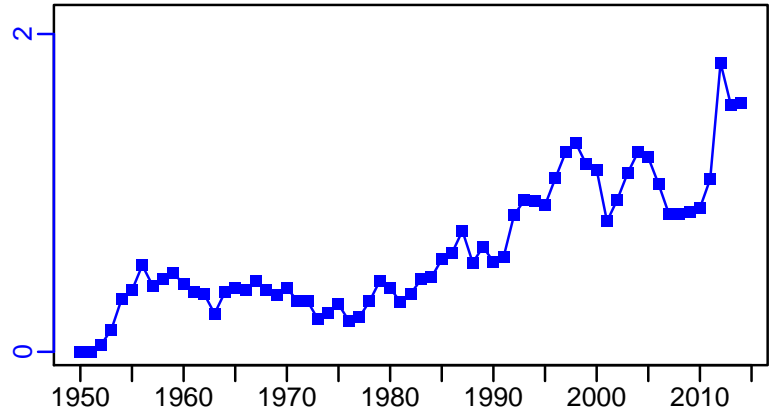
survB*

CPUE*



EFFORT*

CdivMSY-ratio (1950-2014-PONS)



Southern bluefin tuna Southern Oceans [SBT]

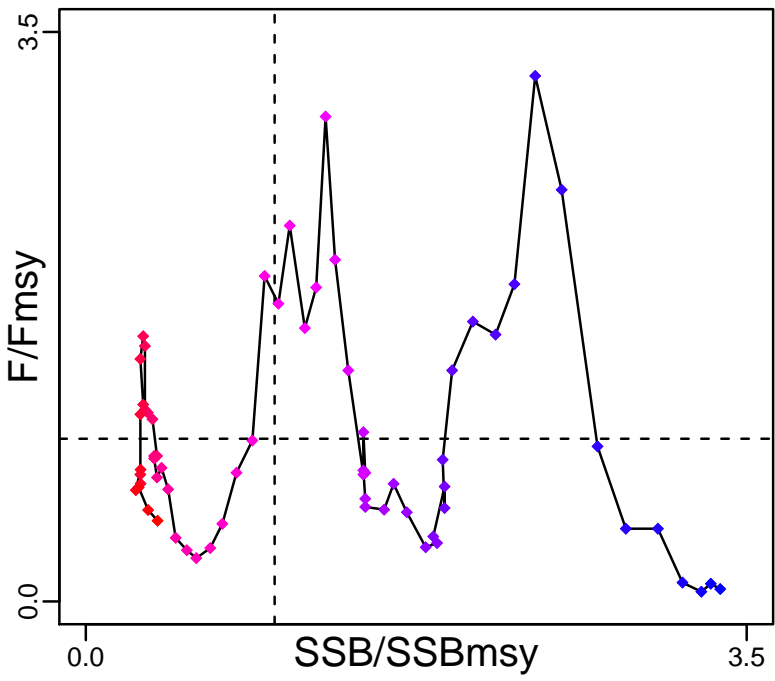
Metadata	
Scientific Name	Thunnus maccoyii
Current Assess ID	CCSBT-SC-SBT-1931-2016-PONS
Area	Southern Oceans
Management Authority	Commission for the Conservation of Southern Bluefin Tuna
Assessor	CCSBT Scientific Committee
Asmts in RAM	2016, 2014

Reference Points			
Type	ID	Asmt Year	Value
TBmsy	TBmsy-MT	2014	515,839
SSBmsy	SSBmsy-extr-MT	2016	341,499
Fmsy	Fmsy-extr-1/yr	2014	0.088
ERmsy	ERmsy-ratio	2014	0.355
TBmgt	-	-	-
SSBmgt	-	-	-
Fmgt	-	-	-
ERmgt	-	-	-
TB0	-	-	-
SSB0	SSB0-MT	2014	845,207
MSY	MSY-MT	2014	33,000
M	-	-	-
TBlim	-	-	-
SSBlim	-	-	-
Flim	-	-	-
ERlim	-	-	-

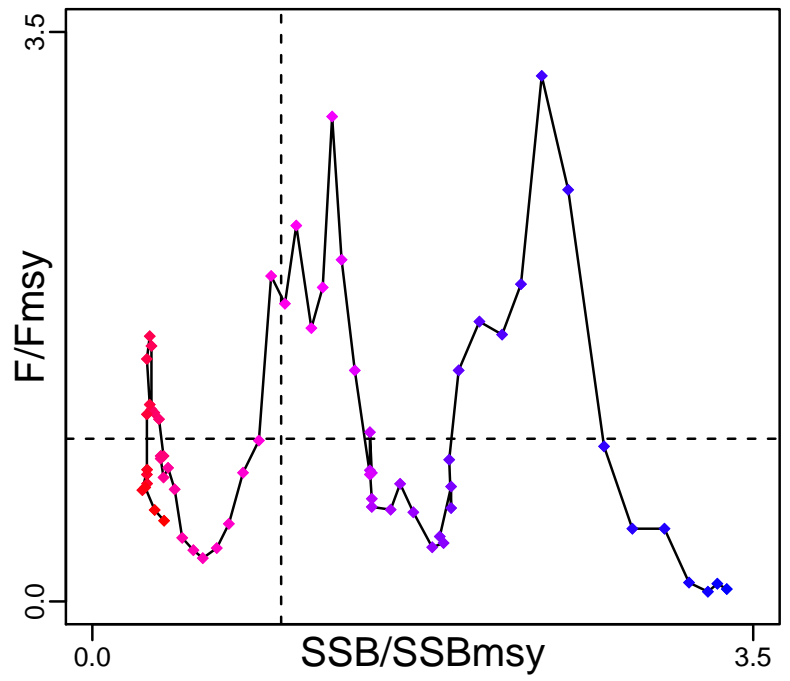
Time Series					
Type	ID	Asmt Year	Curr Value	Sex	Age
TB	TB-MT	2016	1,070,000	-	-
SSB	SSB-MT	2016	130,000	-	10+
TN	-	-	-	-	-
R	R-E00	2016	3,810,000	-	-
F	F-1/yr	2014	0.058	-	-
ER	ER-calc-ratio	2016	0.014	-	-
TC	TC-MT	2014	11,700		
TL	TL-MT	2016	14,400		
TB/TBmsy	TBdivTBmsy-dimensionless	2014	0.653		
SSB/SSBmsy	SSBdivSSBmsy-dimensionless	2016	0.38		
F/Fmsy	FdivFmsy-dimensionless	2016	0.496		
ER/ERmsy	ER-calc-ratio/ERmsy-ratio	2014	0.11		
TB/TBmgt	-	-	-		
SSB/SSBmgt	-	-	-		
F/Fmgt	-	-	-		
ER/ERmgt	-	-	-		

Southern bluefin tuna Southern Oceans [SBT]

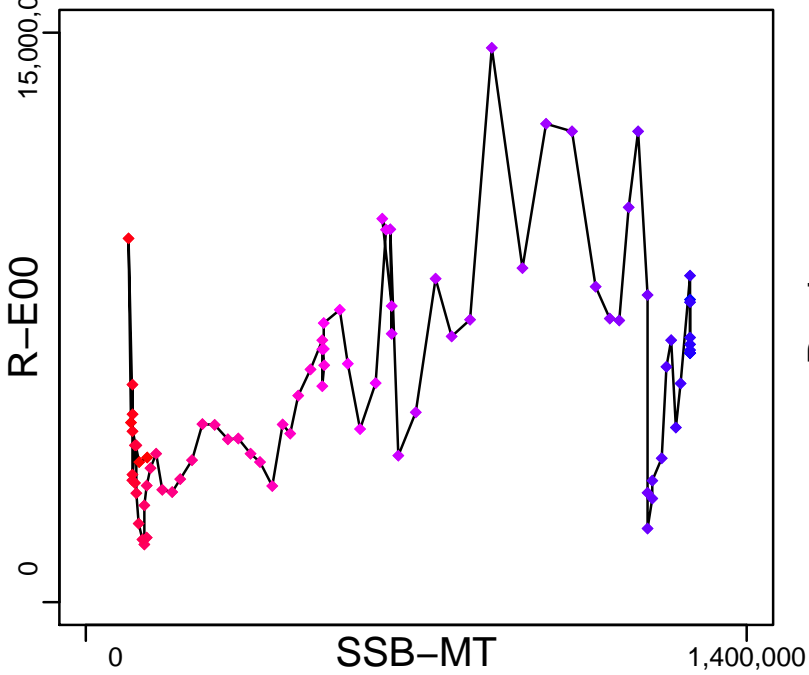
Kobe MSYpref (1931–2016–PONS)



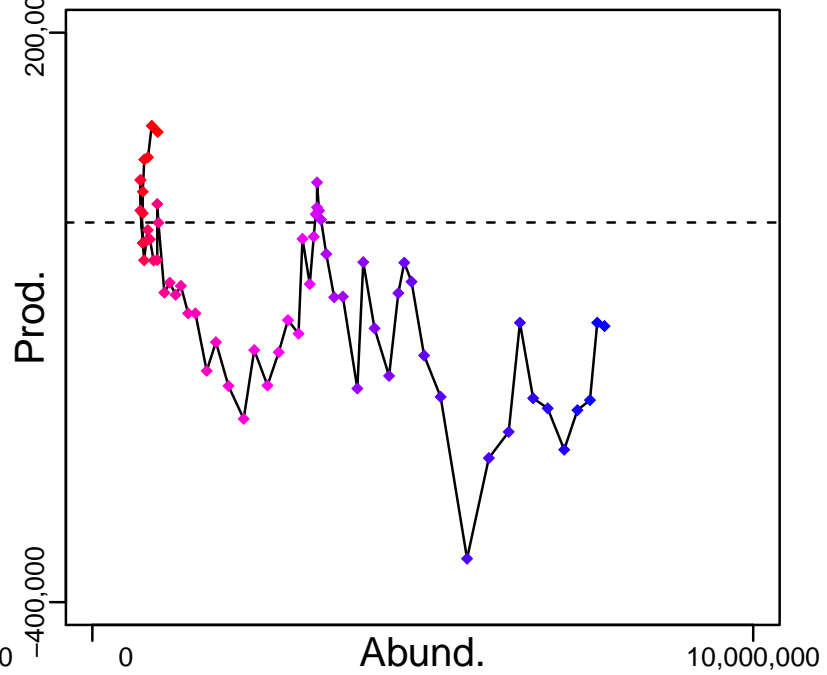
Kobe MGTpref (1931–2016–PONS)



Spawner Recruit (1931–2016–PONS)



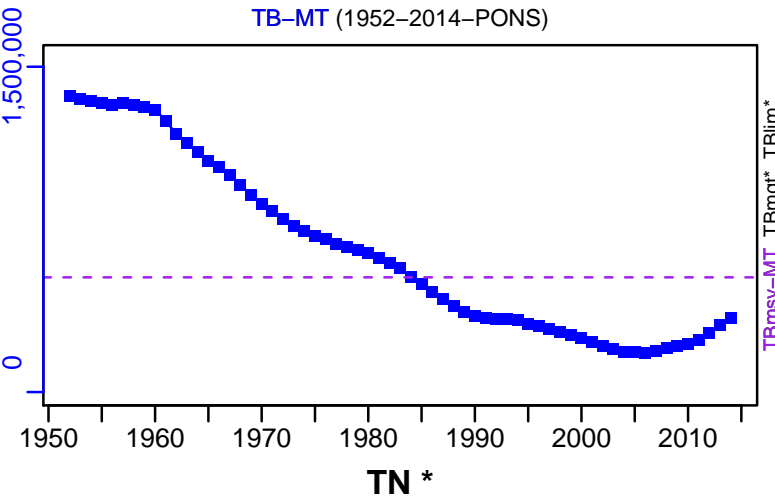
Production (1931–2016–PONS)



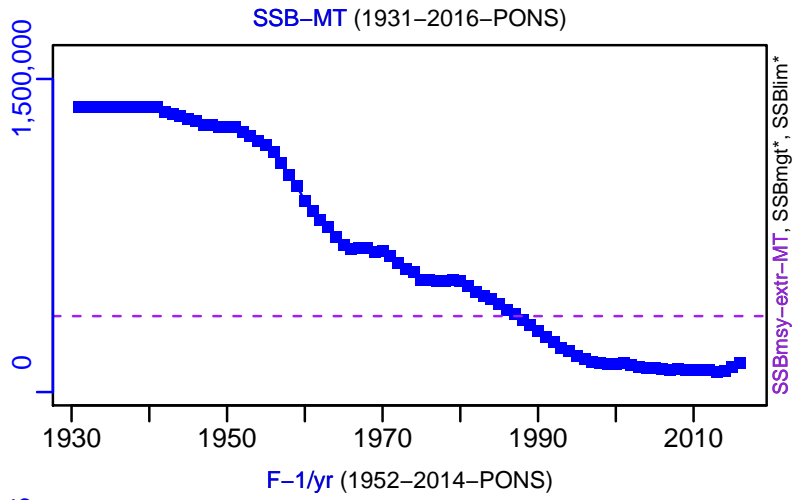
◆ Start Year ◆ End Year * No Data

Southern bluefin tuna Southern Oceans [SBT]


TB-MT (1952-2014-PONS)



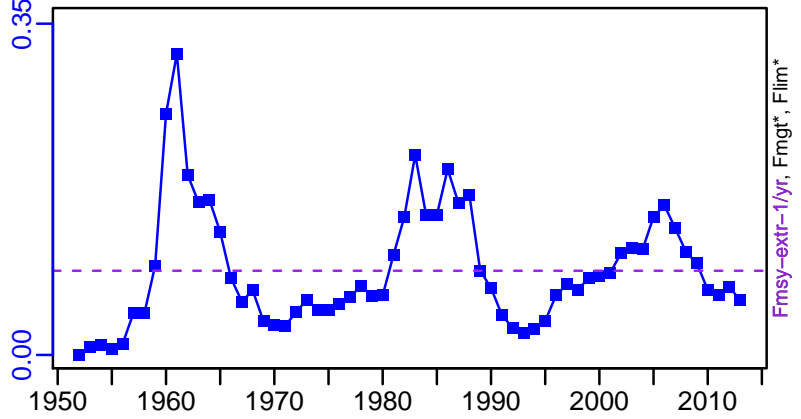
SSB-MT (1931-2016-PONS)



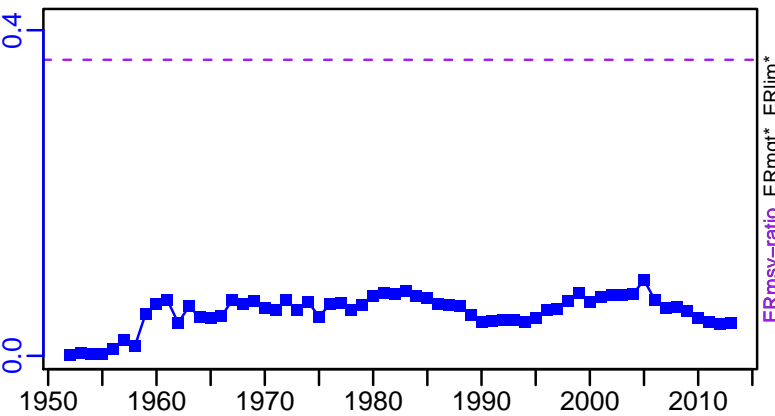
TN *



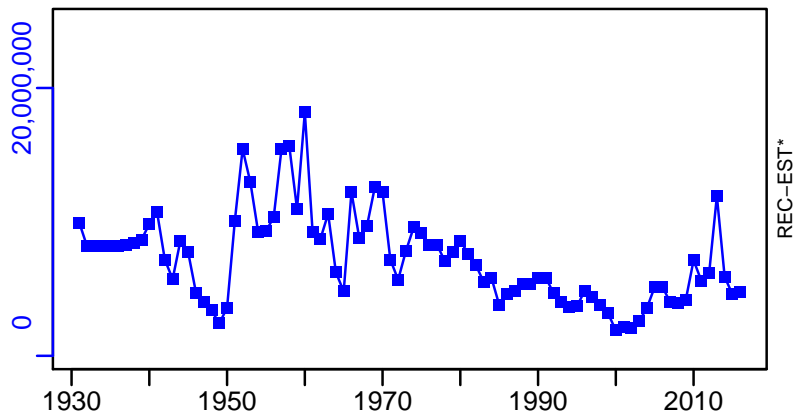
F-1/yr (1952-2014-PONS)



ER-calc-ratio (1952-2014-PONS)







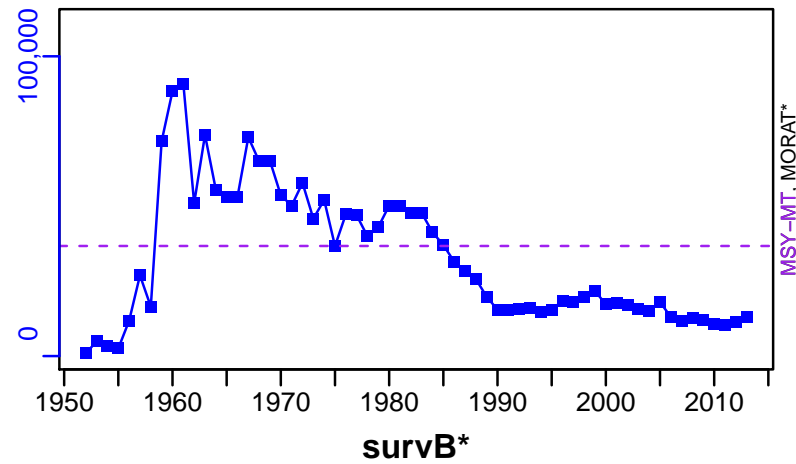
R-E00 (1931-2016-PONS)



Southern bluefin tuna Southern Oceans [SBT]

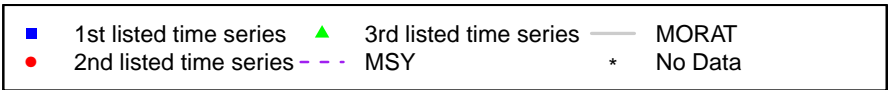
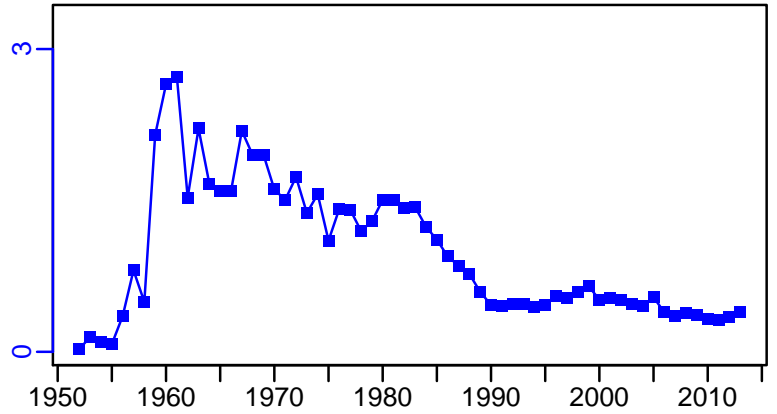
TC-MT, TL*, RecC* (1952-2014-PONS)

TAC*, Cpair*, Cadv*



EFFORT*

CdivMSY-ratio (1952-2014-PONS)



Skipjack tuna Indian Ocean [SKJCIO]

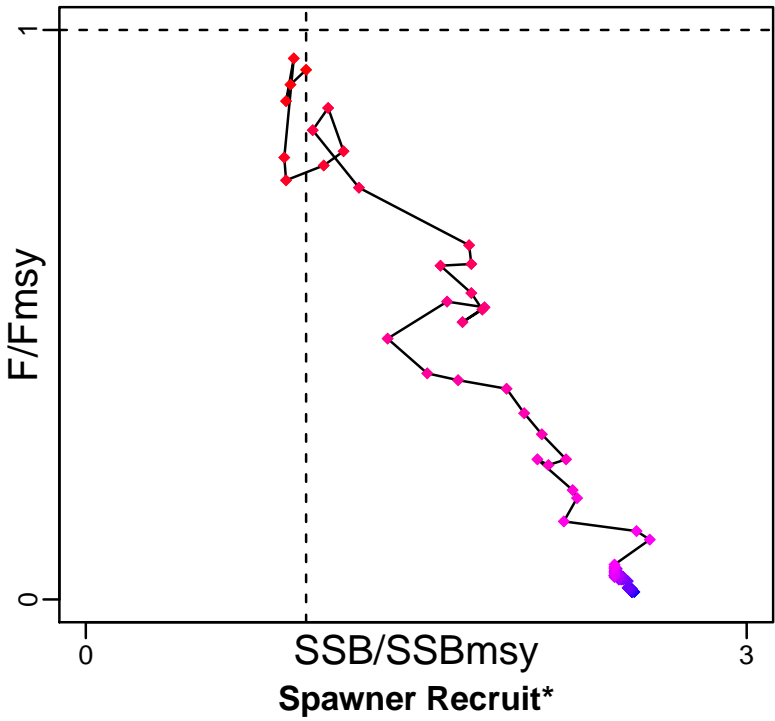
Metadata	
Scientific Name	Katsuwonus pelamis
Current Assess ID	IOTC-SKJCIO-1950-2016-PONS
Area	Indian Ocean
Management Authority	Indian Ocean Tuna Commission
Assessor	Indian Ocean Tuna Commission
Asmts in RAM	2014, 2016

Reference Points			
Type	ID	Asmt Year	Value
TBmsy	TBmsy-MT	2014	788,806
SSBmsy	-	-	-
Fmsy	-	-	-
ERmsy	ERmsy-calc-ratio	2014	0.529
TBmgt	-	-	-
SSBmgt	-	-	-
Fmgt	-	-	-
ERmgt	-	-	-
TB0	-	-	-
SSB0	-	-	-
MSY	MSY-MT	2016	510,000
M	-	-	-
TBlim	-	-	-
SSBlim	-	-	-
Flim	-	-	-
ERlim	-	-	-

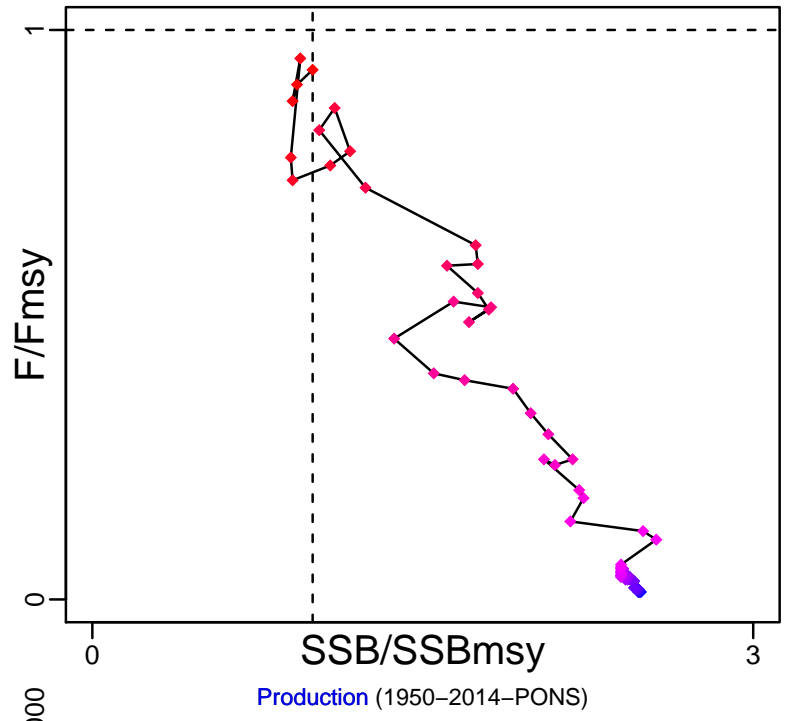
Time Series					
Type	ID	Asmt Year	Curr Value	Sex	Age
TB	TB-MT	2014	947,000	-	-
SSB	-	-	-	-	-
TN	-	-	-	-	-
R	-	-	-	-	-
F	-	-	-	-	-
ER	ER-calc-ratio	2014	0.404	-	-
TC	TC-MT	2014	441,000		
TL	TL-MT	2016	471,000		
TB/TBmsy	TBdivTBmsy-dimensionless	2014	1.15		
SSB/SSBmsy	SSBdivSSBmsy-dimensionless	2016	1		
F/Fmsy	FdivFmsy-dimensionless	2016	0.93		
ER/ERmsy	ER-calc-ratio/ERmsy-calc-ratio	2014	0.765		
TB/TBmgt	-	-	-		
SSB/SSBmgt	-	-	-		
F/Fmgt	-	-	-		
ER/ERmgt	-	-	-		

Skipjack tuna Indian Ocean [SKJCIO]


Kobe MSYpref (1950–2016–PONS)



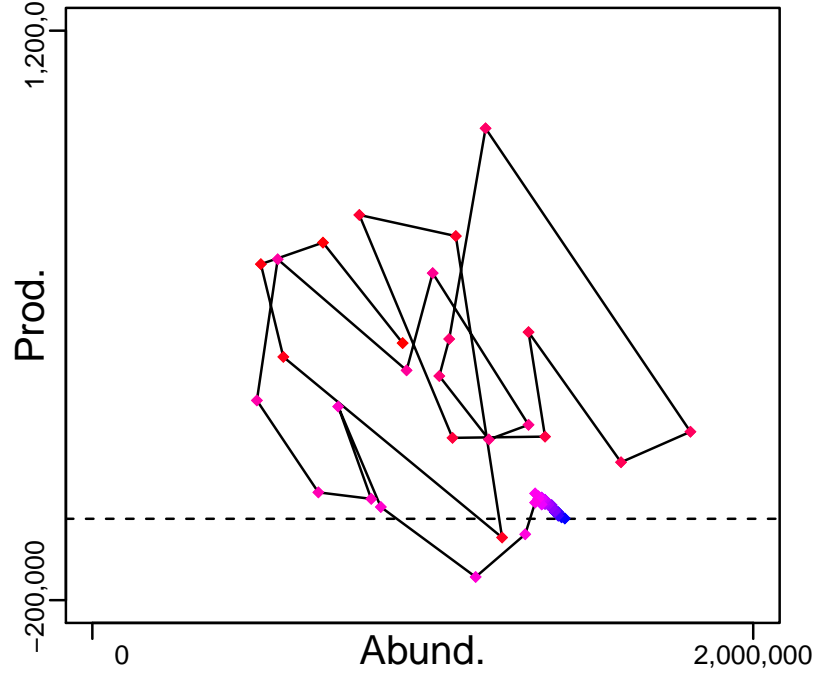
Kobe MGTpref (1950–2016–PONS)



Spawner Recruit*



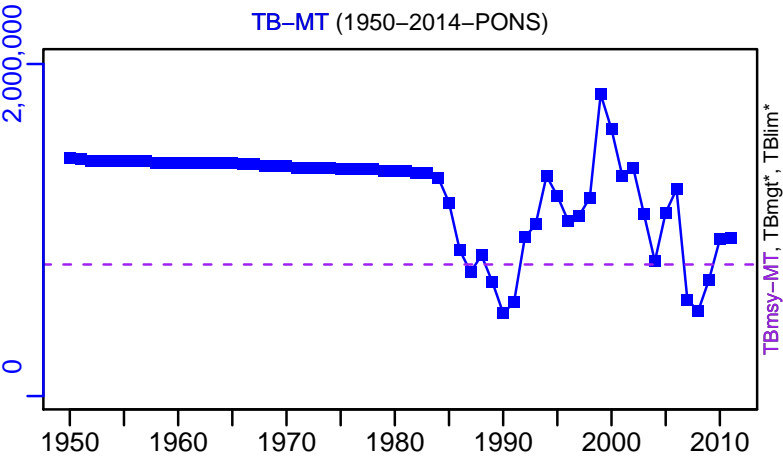
Production (1950–2014–PONS)




◆ Start Year ◆ End Year * No Data

Skipjack tuna Indian Ocean [SKJCIO]


TB-MT (1950-2014-PONS)




SSB*



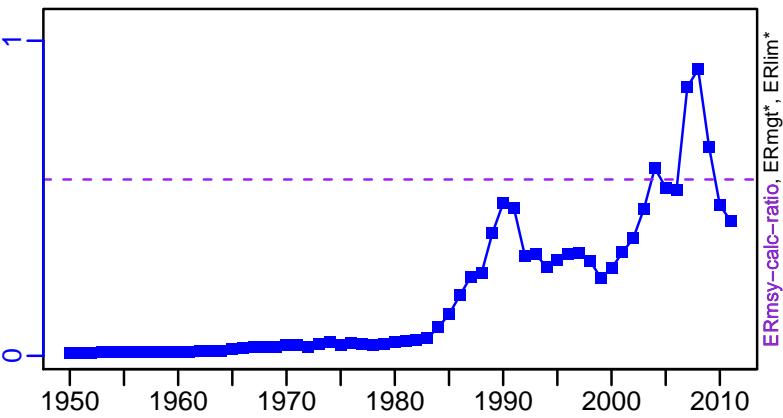
TN *



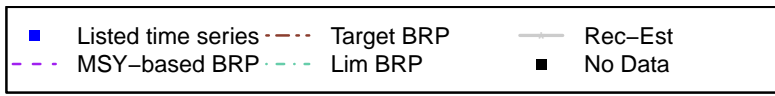

F*



ER-calc-ratio (1950-2014-PONS)



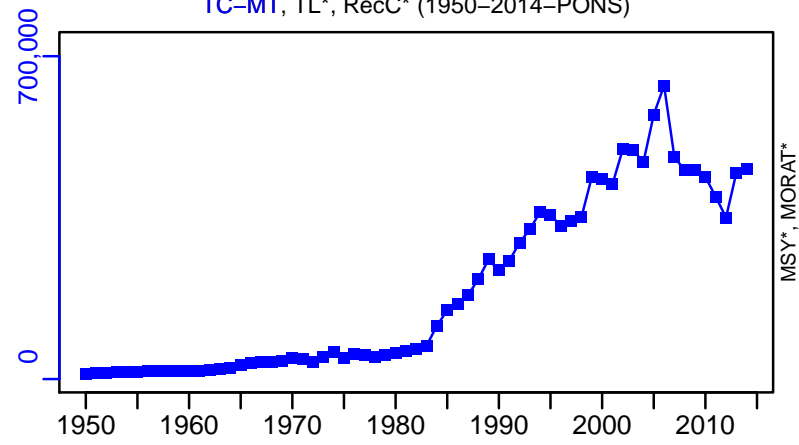
Recruits*



Skipjack tuna Indian Ocean [SKJCIO]



TC-MT, TL*, RecC* (1950-2014-PONS)

TAC*, Cpair*, Cadv*



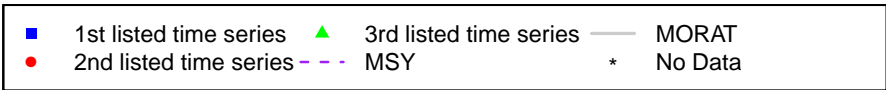
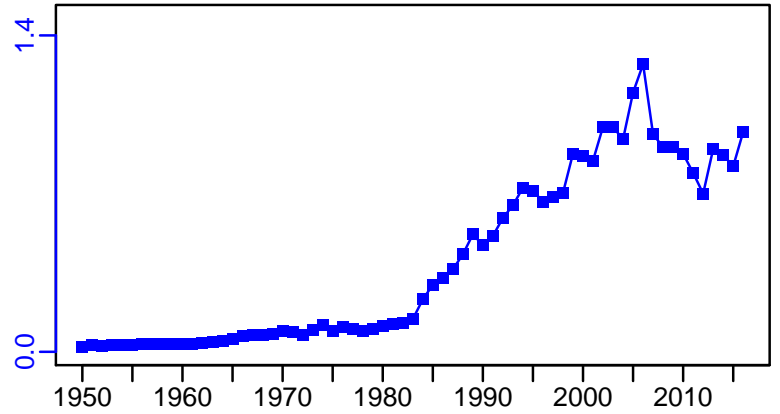

survB*

CPUE*



EFFORT*

CdivMSY-ratio (1950-2016-PONS)



Striped marlin Indian Ocean [STMARLINIO]

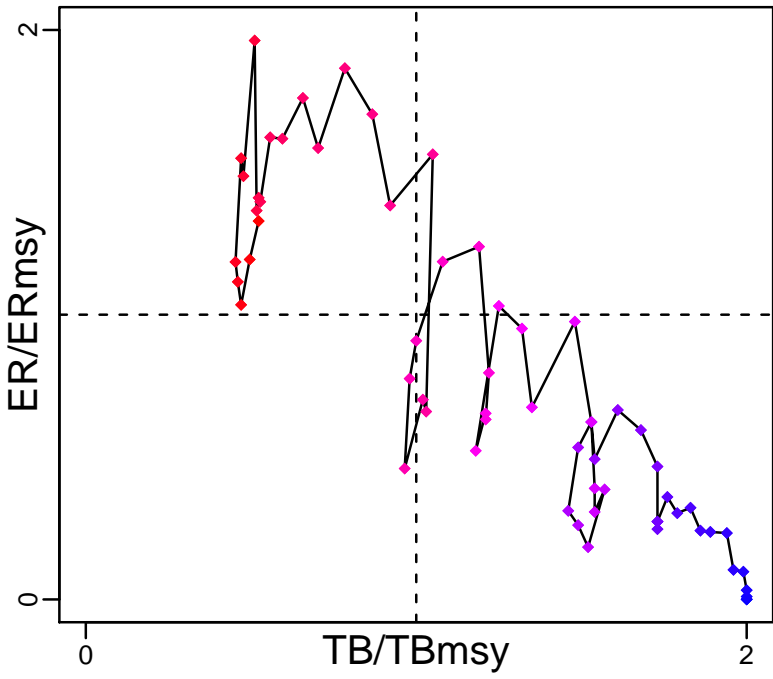
Metadata	
Scientific Name	Kajikia audax
Current Assess ID	IOTC-STMARLINIO-1950-2014-PONS
Area	Indian Ocean
Management Authority	Indian Ocean Tuna Commission
Assessor	Indian Ocean Tuna Commission
Asmts in RAM	2014

Reference Points			
Type	ID	Asmt Year	Value
TBmsy	TBmsy-MT	2014	28,313
SSBmsy	-	-	-
Fmsy	-	-	-
ERmsy	ERmsy-calc-ratio	2014	0.149
TBmgt	-	-	-
SSBmgt	-	-	-
Fmgt	-	-	-
ERmgt	-	-	-
TB0	TB0-MT	2014	61,450
SSB0	-	-	-
MSY	MSY-MT	2014	4218
M	-	-	-
TBlim	-	-	-
SSBlim	-	-	-
Flim	-	-	-
ERlim	-	-	-

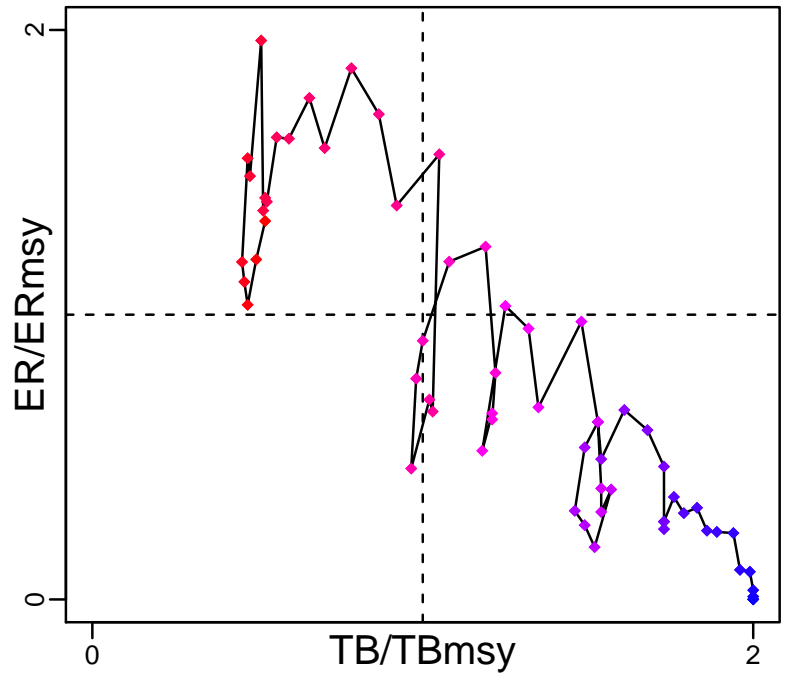
Time Series					
Type	ID	Asmt Year	Curr Value	Sex	Age
TB	TB-MT	2014	14,800	-	-
SSB	-	-	-	-	-
TN	-	-	-	-	-
R	-	-	-	-	-
F	-	-	-	-	-
ER	ER-calc-ratio	2014	0.198	-	-
TC	TC-MT	2014	3990		
TL	-	-	-		
TB/TBmsy	TBdivTBmsy-dimensionless	2014	0.523		
SSB/SSBmsy	-	-	-		
F/Fmsy	FdivFmsy-dimensionless	2014	1.12		
ER/ERmsy	ER-calc-ratio/ERmsy-calc-ratio	2014	1.329		
TB/TBmgt	-	-	-		
SSB/SSBmgt	-	-	-		
F/Fmgt	-	-	-		
ER/ERmgt	-	-	-		

Striped marlin Indian Ocean [STMARLINIO]


Kobe MSYpref (1950–2014–PONS)



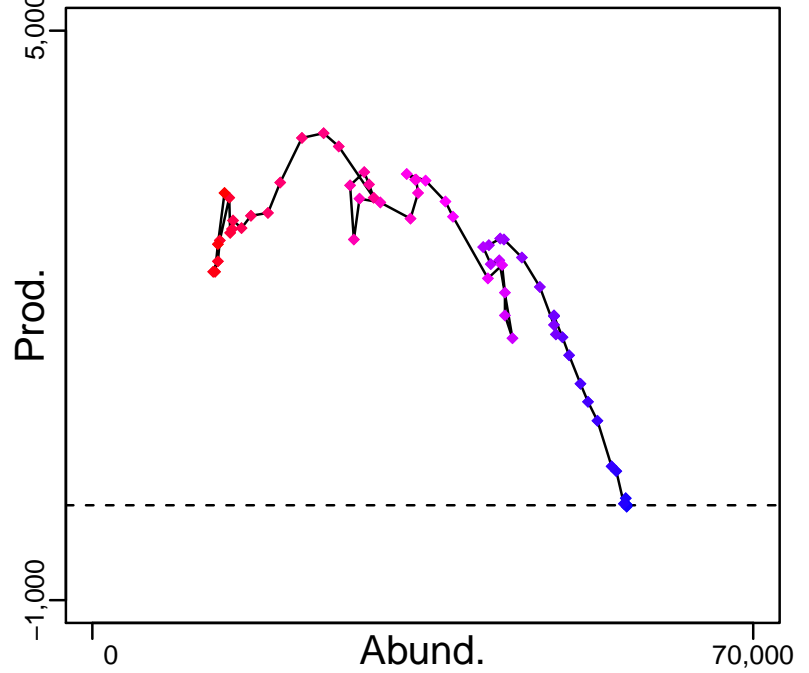
Kobe MGTpref (1950–2014–PONS)



Spawner Recruit*



Production (1950–2014–PONS)


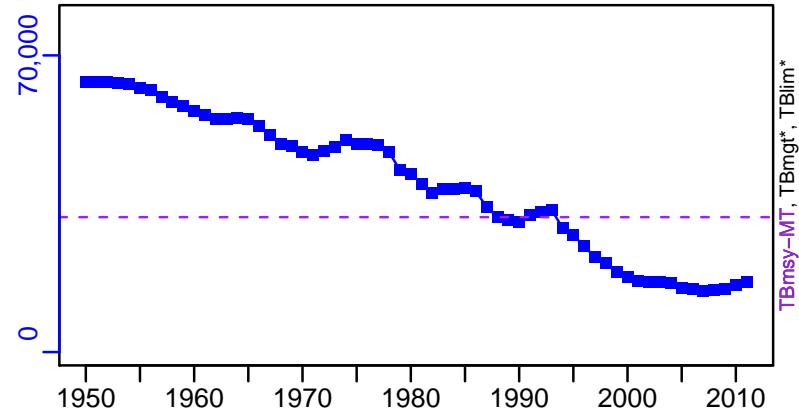


◆ Start Year ◆ End Year * No Data

Striped marlin Indian Ocean [STMARLINIO]



TB-MT (1950-2014-PONS)

SSB*




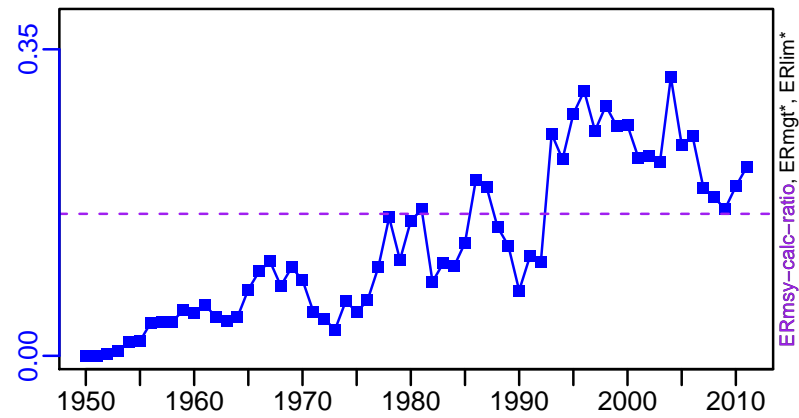
TN *

F*



ER-calc-ratio (1950-2014-PONS)


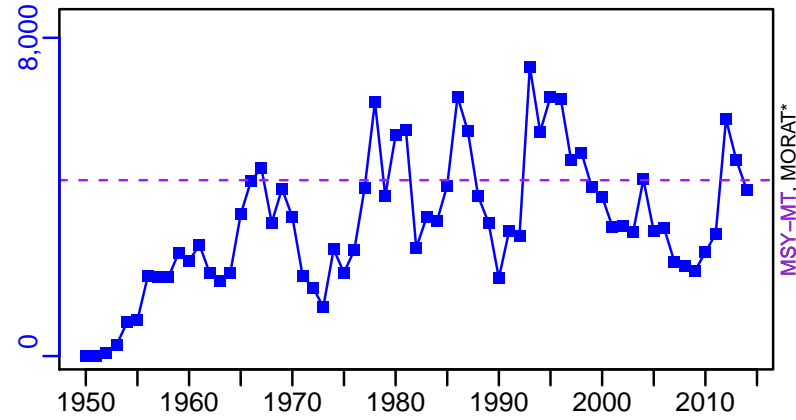
Recruits*



Striped marlin Indian Ocean [STMARLINIO]



TC-MT, TL*, RecC* (1950-2014-PONS)

TAC*, Cpair*, Cadv*



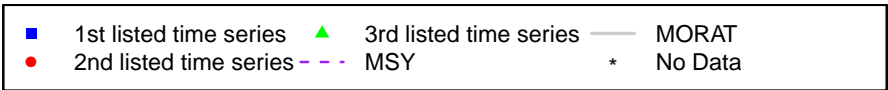
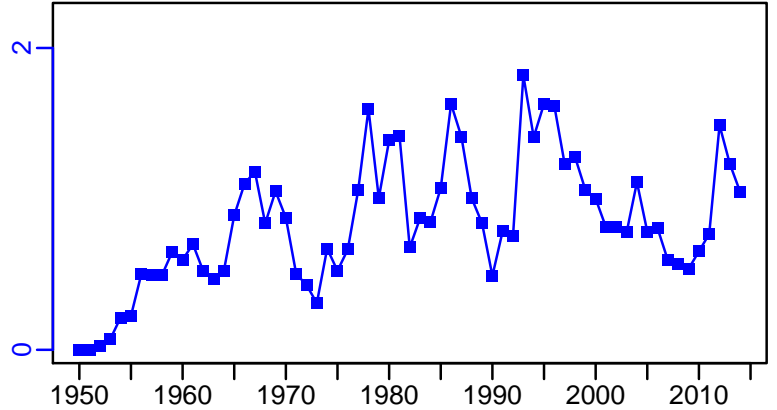

survB*

CPUE*



EFFORT*

CdivMSY-ratio (1950-2014-PONS)



Swordfish Indian Ocean [SWORDIO]

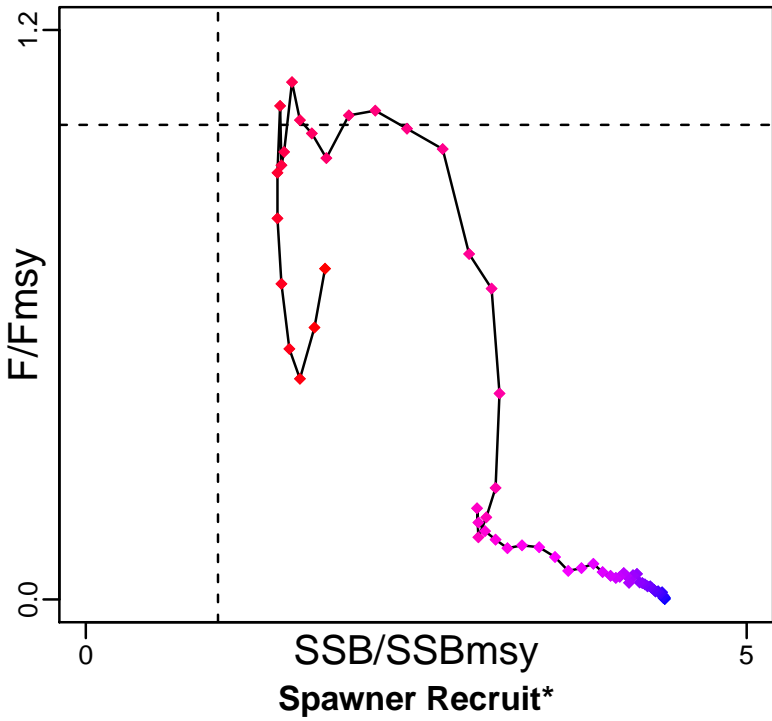
Metadata	
Scientific Name	Xiphias gladius
Current Assess ID	IOTC-SWORDIO-1950-2014-PONS
Area	Indian Ocean
Management Authority	Indian Ocean Tuna Commission
Assessor	Indian Ocean Tuna Commission
Asmts in RAM	2014

Reference Points			
Type	ID	Asmt Year	Value
TBmsy	-	-	-
SSBmsy	SSBmsy-MT	2014	17,000
Fmsy	Fmsy-1/yr	2014	0.12
ERmsy	-	-	-
TBmgt	-	-	-
SSBmgt	-	-	-
Fmgt	-	-	-
ERmgt	-	-	-
TB0	-	-	-
SSB0	-	-	-
MSY	MSY-MT	2014	27,100
M	-	-	-
TBlim	-	-	-
SSBlim	-	-	-
Flim	-	-	-
ERlim	-	-	-

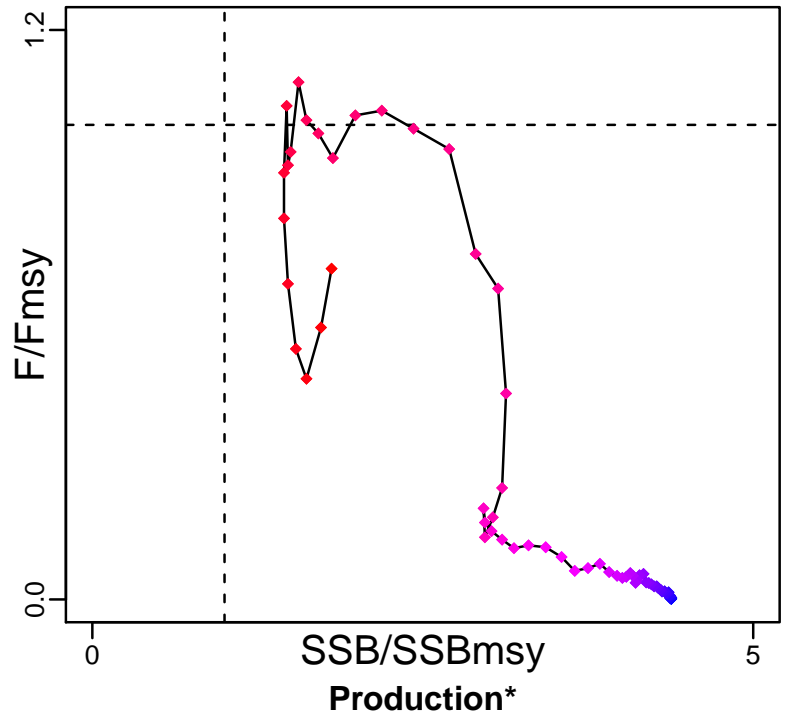
Time Series					
Type	ID	Asmt Year	Curr Value	Sex	Age
TB	-	-	-	-	-
SSB	SSB-MT	2014	30,800	Females	10+
TN	-	-	-	-	-
R	-	-	-	-	-
F	F-1/yr	2014	0.08	-	-
ER	-	-	-	-	-
TC	TC-MT	2014	29,900		
TL	-	-	-		
TB/TBmsy	-	-	-		
SSB/SSBmsy	SSBdivSSBmsy-dimensionless	2014	1.81		
F/Fmsy	FdivFmsy-dimensionless	2014	0.697		
ER/ERmsy	-	-	-		
TB/TBmgt	-	-	-		
SSB/SSBmgt	-	-	-		
F/Fmgt	-	-	-		
ER/ERmgt	-	-	-		

Swordfish Indian Ocean [SWORDIO]

Kobe MSYpref (1950–2014–PONS)




Kobe MGTpref (1950–2014–PONS)



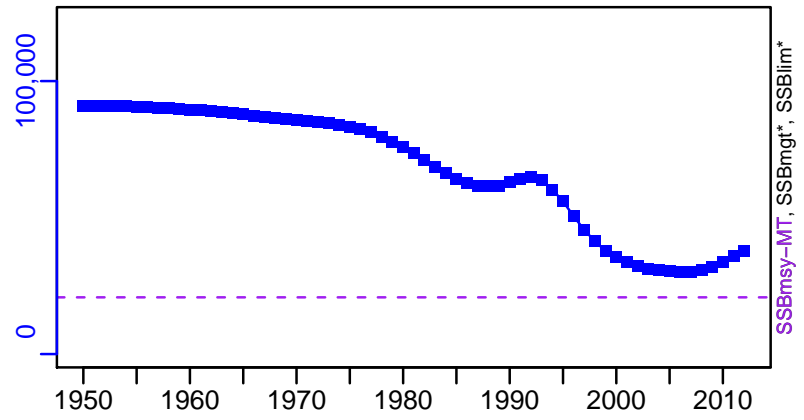
◆ Start Year ◆ End Year * No Data

Swordfish Indian Ocean [SWORDIO]


TB*



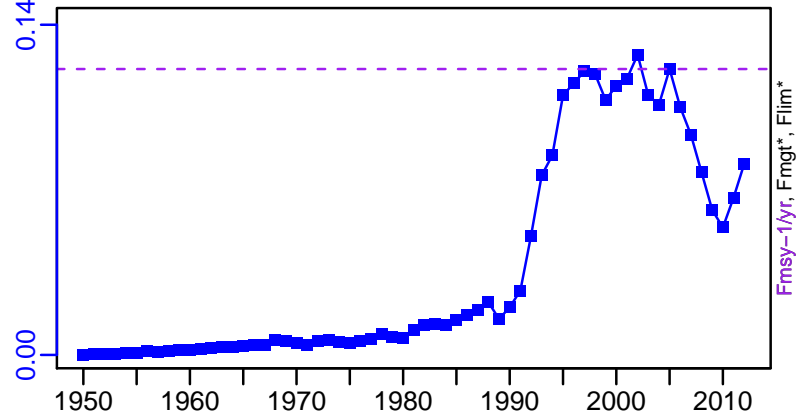
SSB-MT (1950-2014-PONS)



TN *



F-1/yr (1950-2014-PONS)



ER*



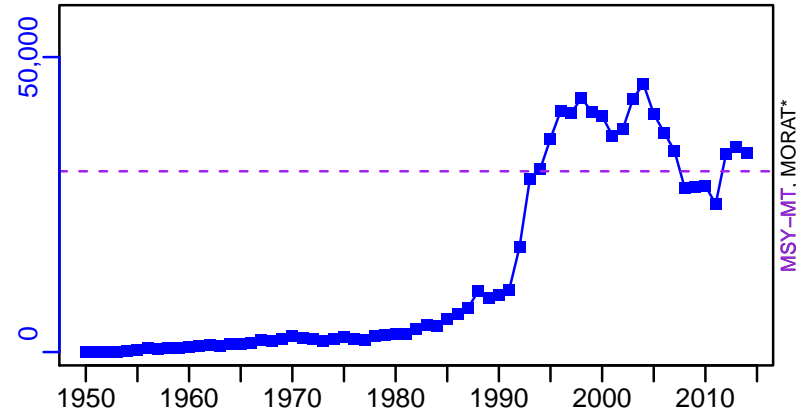
Recruits*



Swordfish Indian Ocean [SWORDIO]



TC-MT, TL*, RecC* (1950-2014-PONS)

TAC*, Cpair*, Cadv*



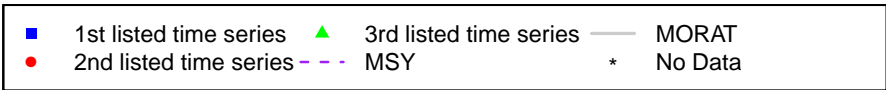
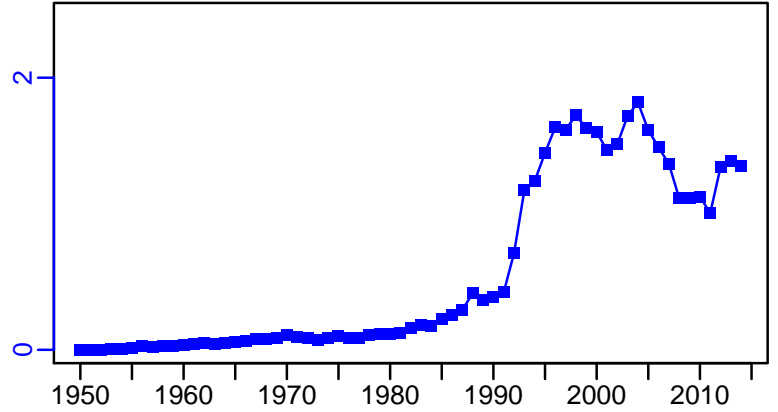

survB*

CPUE*



EFFORT*

CdivMSY-ratio (1950-2014-PONS)



Yellowfin tuna Indian Ocean [YFINEIO]

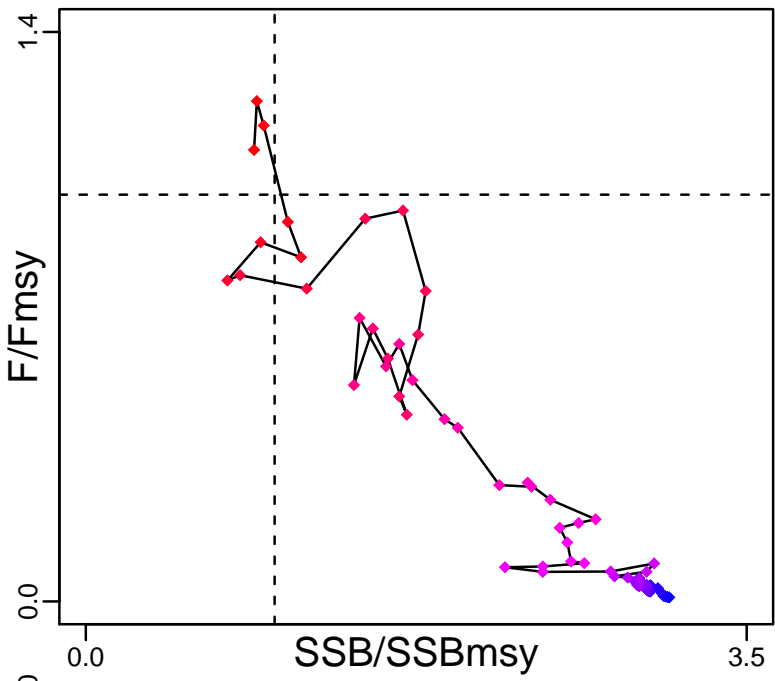
Metadata	
Scientific Name	Thunnus albacares
Current Assess ID	IOTC-YFINEIO-1950-2016-PONS
Area	Indian Ocean
Management Authority	Indian Ocean Tuna Commission
Assessor	Indian Ocean Tuna Commission
Asmts in RAM	2014, 2016

Reference Points			
Type	ID	Asmt Year	Value
TBmsy	TBmsy-MT	2014	1,346,000
SSBmsy	SSBmsy-extr-MT	2016	947,267
Fmsy	-	-	-
ERmsy	ERmsy-calc-ratio	2014	0.255
TBmgt	-	-	-
SSBmgt	-	-	-
Fmgt	-	-	-
ERmgt	-	-	-
TB0	TB0-MT	2014	3,596,000
SSB0	SSB0-MT	2014	2,910,000
MSY	MSY-MT	2016	422,000
M	-	-	-
TBlim	-	-	-
SSBlim	-	-	-
Flim	-	-	-
ERlim	-	-	-

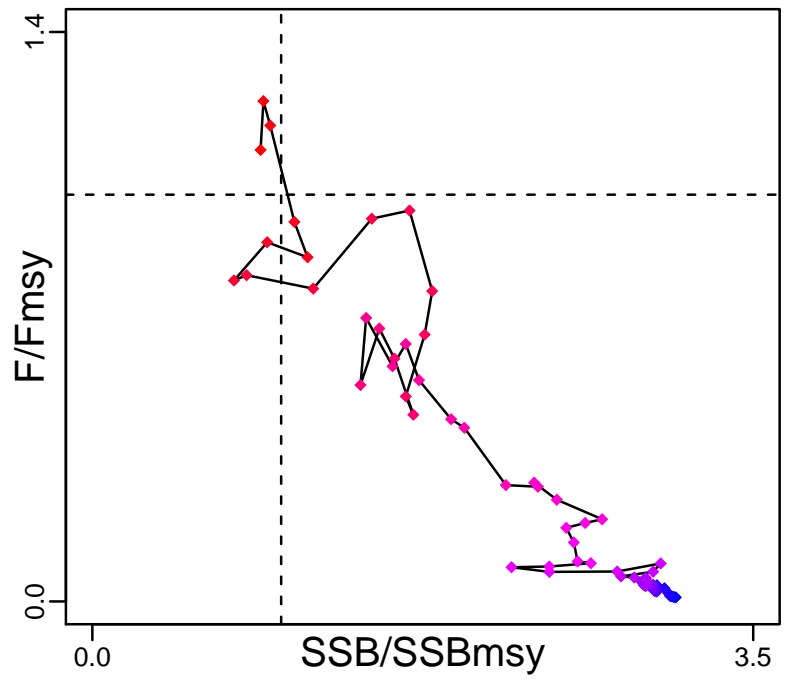
Time Series					
Type	ID	Asmt Year	Curr Value	Sex	Age
TB	-	-	-	-	-
SSB	SSB-MT	2016	844,000	-	-
TN	-	-	-	-	-
R	R-E00	2014	99,700,000	-	-
F	-	-	-	-	-
ER	-	-	-	-	-
TC	TC-MT	2014	438,000	-	-
TL	TL-MT	2016	427,000	-	-
TB/TBmsy	-	-	-	-	-
SSB/SSBmsy	SSBdivSSBmsy-dimensionless	2016	0.891	-	-
F/Fmsy	FdivFmsy-dimensionless	2016	1.11	-	-
ER/ERmsy	-	-	-	-	-
TB/TBmgt	-	-	-	-	-
SSB/SSBmgt	-	-	-	-	-
F/Fmgt	-	-	-	-	-
ER/ERmgt	-	-	-	-	-

Yellowfin tuna Indian Ocean [YFINEIO]

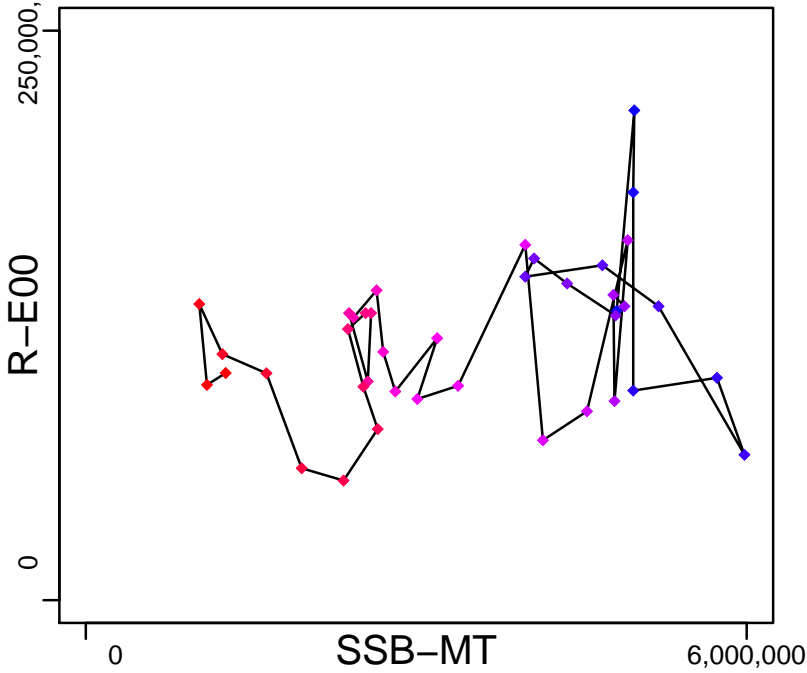
Kobe MSYpref (1950–2016–PONS)



Kobe MGTpref (1950–2016–PONS)



Spawner Recruit (1950–2014–PONS)




Production*



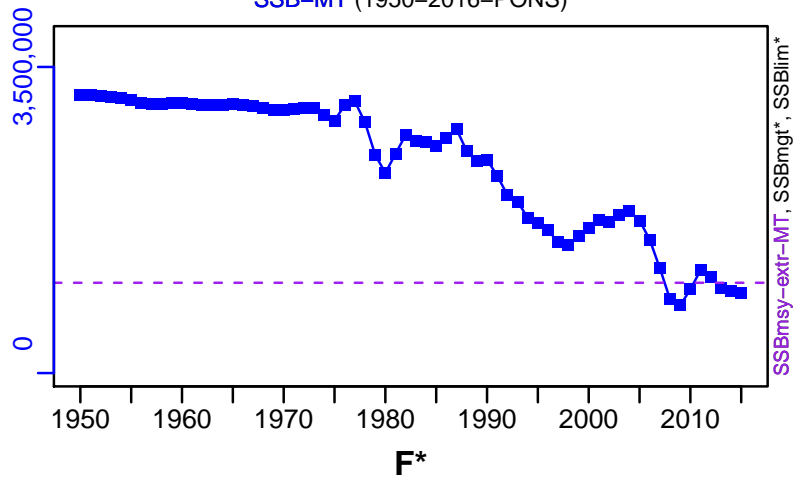
◆ Start Year ◆ End Year * No Data

Yellowfin tuna Indian Ocean [YFINEIO]


TB*



SSB-MT (1950-2016-PONS)




TN *



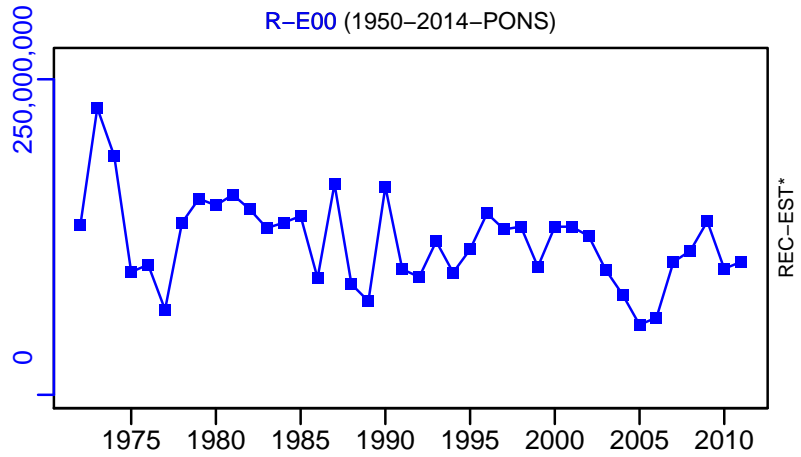
F*



ER*



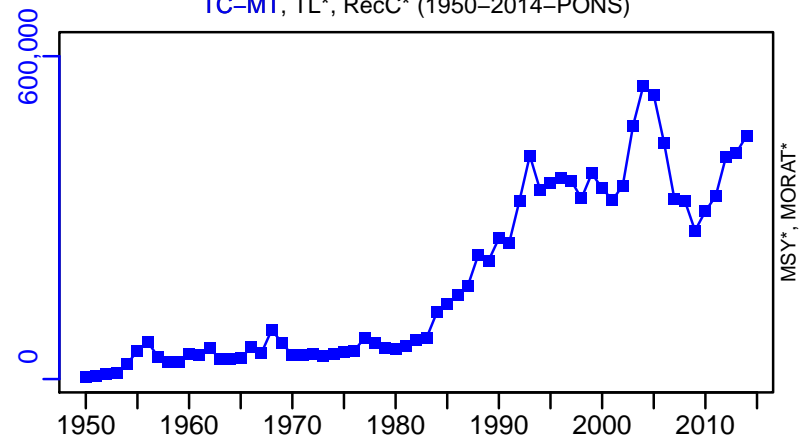
R-E00 (1950-2014-PONS)




Yellowfin tuna Indian Ocean [YFINEIO]

TC-MT, TL*, RecC* (1950-2014-PONS)

TAC*, Cpair*, Cadv*





MSY*, MORAT*



survB*

CPUE*



EFFORT*

CdivMSY-ratio (1950-2016-PONS)

