

Atlantic Ocean Stocks

v4.44 (Dec-21-2018)

Not present Present Preferred

Stock	Time Series Types			
	B/Bmsy	U/Umsy	B/Bmgt	U/Umgt
1. ALBANATL [Albacore tuna North Atlantic]	TB SSB	ER F	TB SSB	ER F
2. ALBASATL [Albacore tuna South Atlantic]	TB SSB	ER F	TB SSB	ER F
3. ATBTUNAEATL [Bluefin tuna Eastern Atlantic]	TB SSB	ER F	TB SSB	ER F
4. ATBTUNAWATL [Bluefin tuna Western Atlantic]	TB SSB	ER F	TB SSB	ER F
5. BIGEYEATL [Bigeye tuna Atlantic]	TB SSB	ER F	TB SSB	ER F
6. BMARLINATL [Blue marlin Atlantic]	TB SSB	ER F	TB SSB	ER F
7. SAILEATL [Sailfish Eastern Atlantic]	TB SSB	ER F	TB SSB	ER F
8. SAILWATL [Sailfish Western Atlantic]	TB SSB	ER F	TB SSB	ER F
9. SKJEATL [Skipjack tuna Eastern Atlantic]	TB SSB	ER F	TB SSB	ER F
10. SKJWATL [Skipjack tuna Western Atlantic]	TB SSB	ER F	TB SSB	ER F
11. SWORDNATL [Swordfish North Atlantic]	TB SSB	ER F	TB SSB	ER F
12. SWORDSATL [Swordfish South Atlantic]	TB SSB	ER F	TB SSB	ER F
13. WMARLINATL [White marlin Atlantic]	TB SSB	ER F	TB SSB	ER F
14. YFINATL [Yellowfin tuna Atlantic]	TB SSB	ER F	TB SSB	ER F

Albacore tuna North Atlantic [ALBANATL]

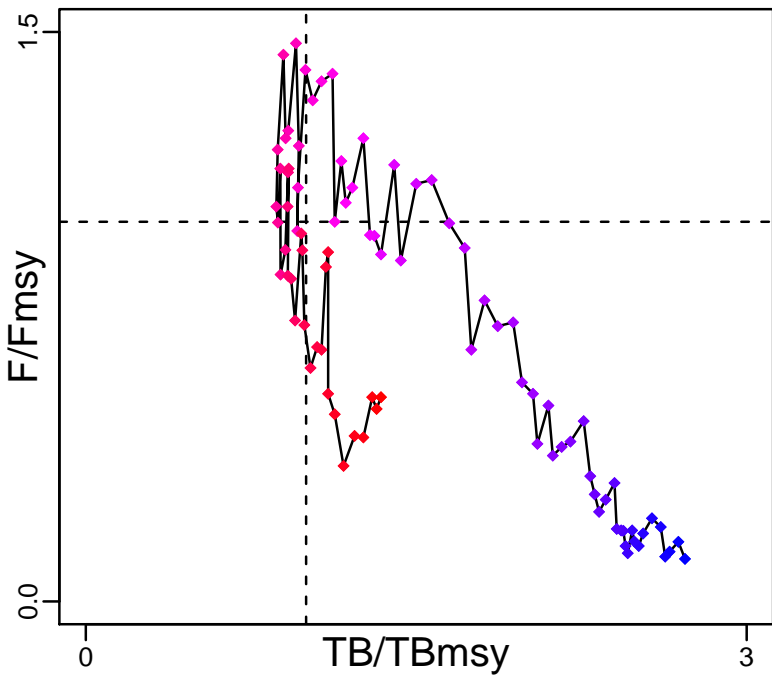
Metadata	
Scientific Name	Thunnus alalunga
Current Assess ID	ICCAT-ALBANATL-1930-2016-PONS
Area	Northern Atlantic
Management Authority	International Commission for the Conservation of Atlantic Tunas
Assessor	International Commission for the Conservation of Atlantic Tunas
Asmts in RAM	2011, 2015, 2016

Reference Points			
Type	ID	Asmt Year	Value
TBmsy	TBmsy-extr-MT	2016	416,327
SSBmsy	-	-	-
Fmsy	Fmsy-extr-1/yr	2016	0.087
ERmsy	ERmsy-calc-ratio	2015	0.084
TBmgt	TBmgt-MT	2015	435,300
SSBmgt	-	-	-
Fmgt	Fmgt-1/yr	2015	0.084
ERmgt	-	-	-
TB0	-	-	-
SSB0	-	-	-
MSY	MSY-MT	2015	36,650
M	M-1/yr	2015	0.3
TBlim	-	-	-
SSBlim	-	-	-
Flim	-	-	-
ERlim	-	-	-

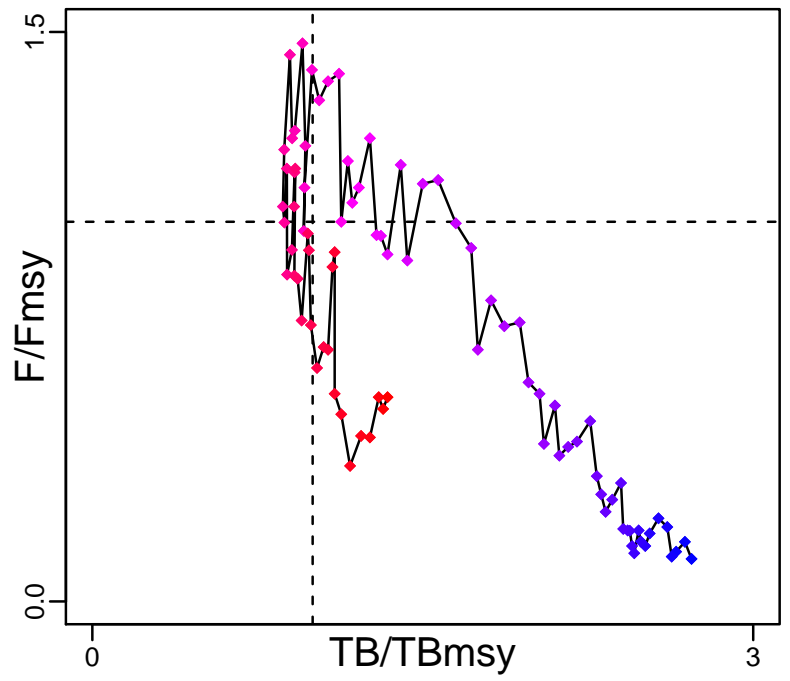
Time Series					
Type	ID	Asmt Year	Curr Value	Sex	Age
TB	TB-MT	2016	569,000	-	-
SSB	-	-	-	-	-
TN	-	-	-	-	-
R	-	-	-	-	-
F	F-1/yr	2016	0.045	-	-
ER	ER-calc-ratio	2016	0.045	-	-
TC	TC-MT	2015	24,700		
TL	TL-MT	2016	30,100		
TB/TBmsy	TBdivTBmsy-dimensionless	2016	1.34		
SSB/SSBmsy	SSBdivSSBmsy-dimensionless	2015	0.763		
F/Fmsy	FdivFmsy-dimensionless	2016	0.538		
ER/ERmsy	ER-calc-ratio/ERmsy-calc-ratio	2015	0.731		
TB/TBmgt	TB-MT/TBmgt-MT	2015	0.747		
SSB/SSBmgt	-	-	-		
F/Fmgt	F-1/yr/Fmgt-1/yr	2015	0.75		
ER/ERmgt	-	-	-		

Albacore tuna North Atlantic [ALBANATL]


Kobe MSYpref (1930–2016–PONS)



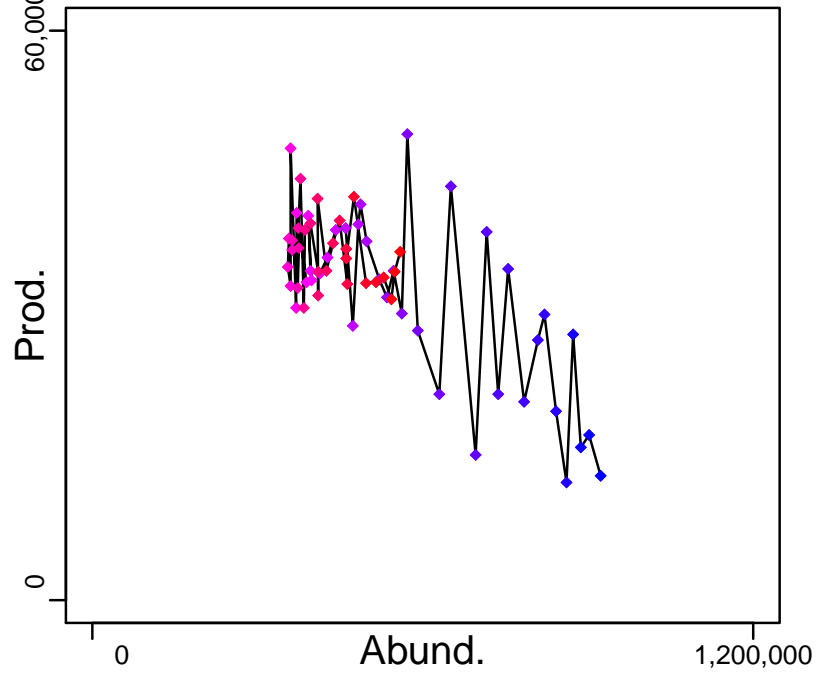
Kobe MGTpref (1930–2016–PONS)



Spawner Recruit*



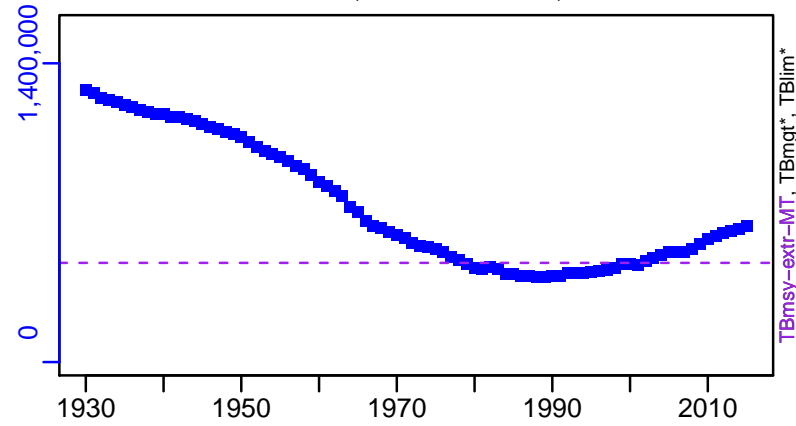
Production (1930–2016–PONS)




◆ Start Year ◆ End Year * No Data

Albacore tuna North Atlantic [ALBANATL]


TB-MT (1930-2016-PONS)



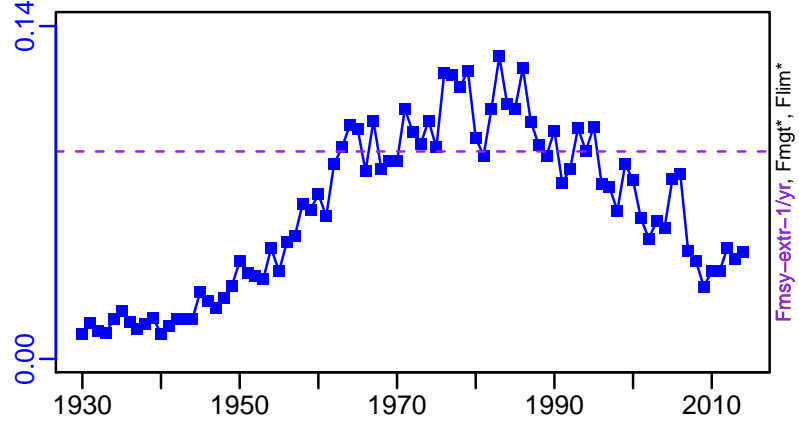
SSB*



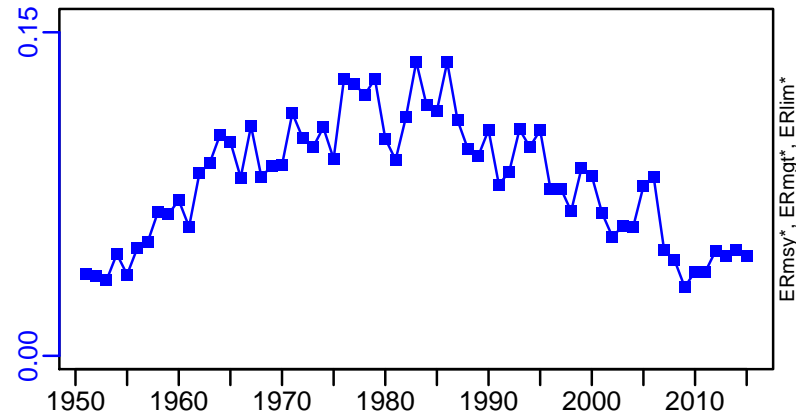
TN *



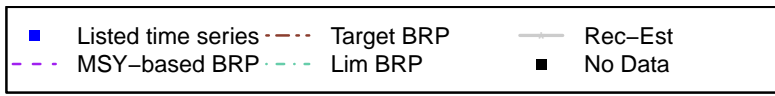
F-1/yr (1930-2016-PONS)



ER-calc-ratio (1930-2016-PONS)



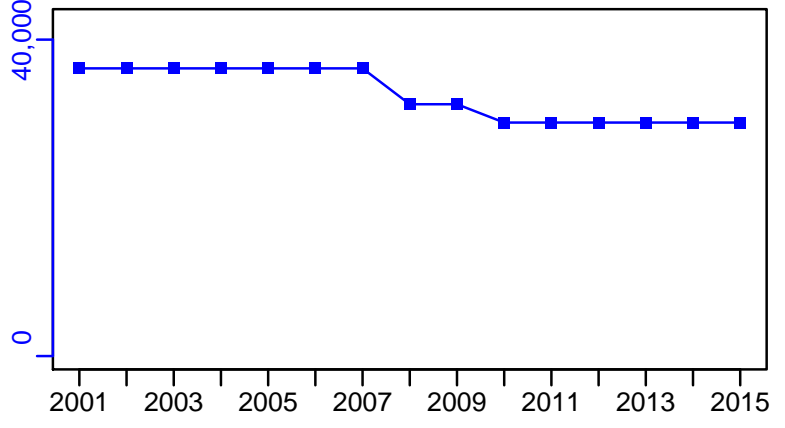
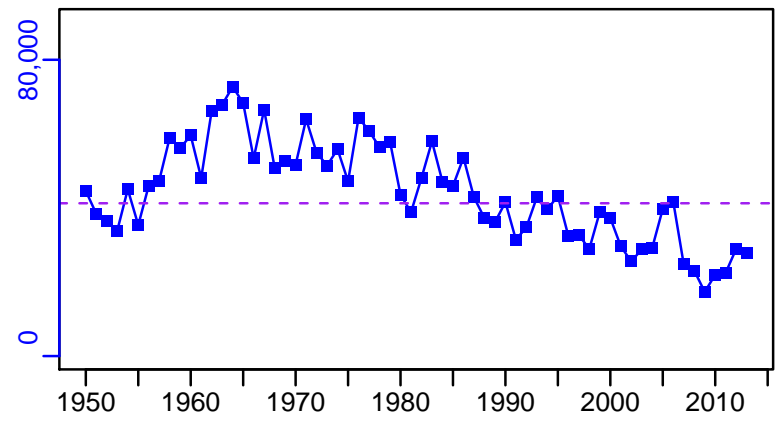
Recruits*



Albacore tuna North Atlantic [ALBANATL]



TC-MT, TL*, RecC* (1930-2015-PONS)

TAC-MT, Cpair*, Cadv* (1930-2015-PONS)



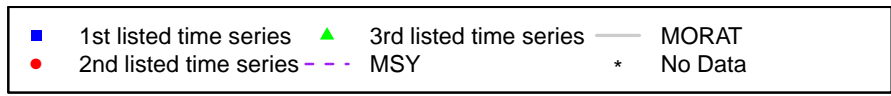
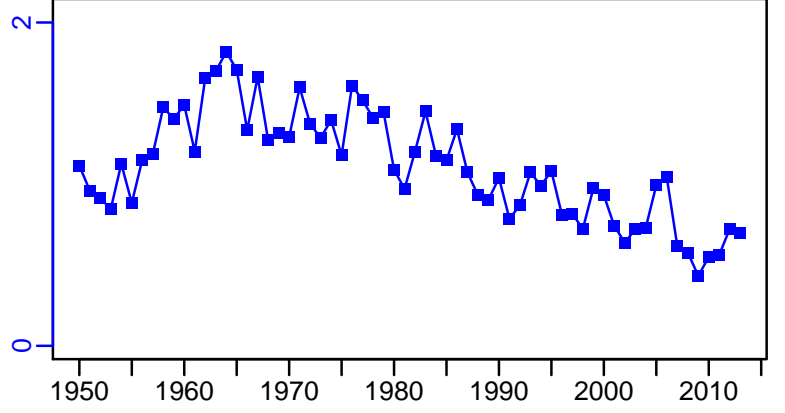
survB*

CPUE*



EFFORT*

CdivMSY-ratio (1930-2015-PONS)



Albacore tuna South Atlantic [ALBASATL]

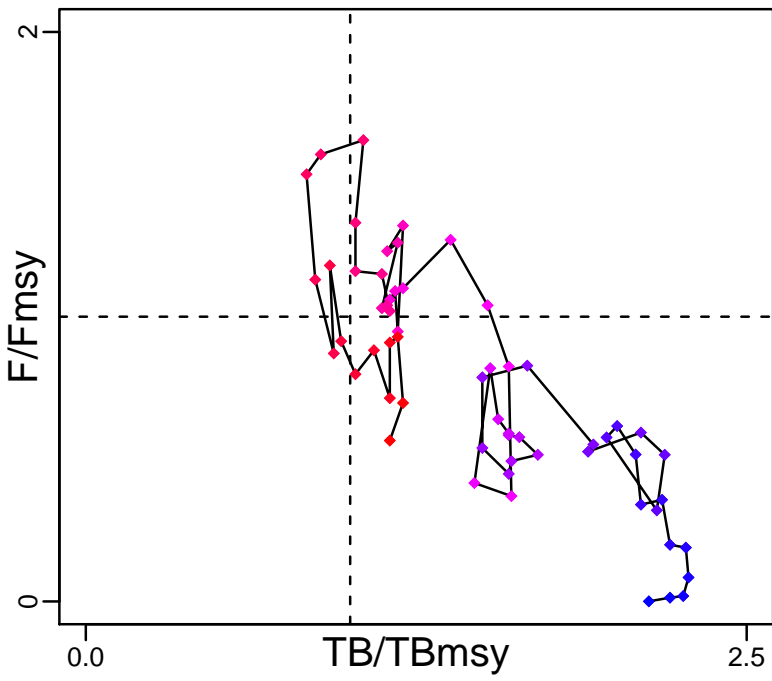
Metadata	
Scientific Name	Thunnus alalunga
Current Assess ID	ICCAT-ALBASATL-1951-2016-PONS
Area	South Atlantic
Management Authority	International Commission for the Conservation of Atlantic Tunas
Assessor	International Commission for the Conservation of Atlantic Tunas
Asmts in RAM	2015, 2016

Reference Points			
Type	ID	Asmt Year	Value
TBmsy	TBmsy-MT	2015	184,108
SSBmsy	-	-	-
Fmsy	Fmsy-1/yr	2015	0.17
ERmsy	ERmsy-calc-ratio	2015	0.137
TBmgt	TBmgt-MT	2015	184,108
SSBmgt	-	-	-
Fmgt	Fmgt-1/yr	2015	0.17
ERmgt	-	-	-
TB0	-	-	-
SSB0	-	-	-
MSY	MSY-MT	2015	25,148
M	-	-	-
TBlim	-	-	-
SSBlim	-	-	-
Flim	-	-	-
ERlim	-	-	-

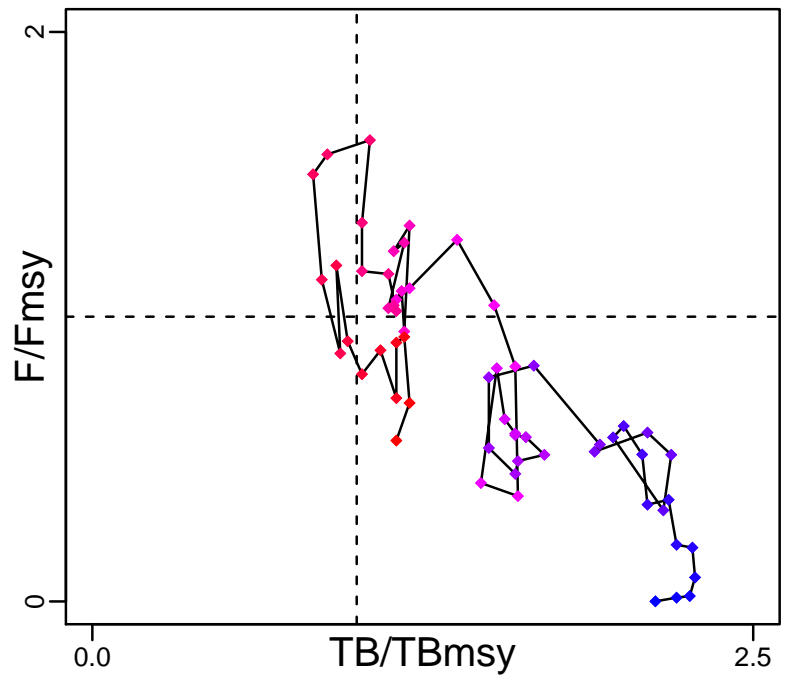
Time Series					
Type	ID	Asmt Year	Curr Value	Sex	Age
TB	TB-MT	2015	149,000	-	-
SSB	-	-	-	-	-
TN	-	-	-	-	-
R	-	-	-	-	-
F	F-1/yr	2015	0.192	-	-
ER	ER-calc-ratio	2015	0.168	-	-
TC	TC-MT	2015	19,200		
TL	TL-MT	2016	13,700		
TB/TBmsy	TBdivTBmsy-dimensionless	2016	1.15		
SSB/SSBmsy	-	-	-		
F/Fmsy	FdivFmsy-dimensionless	2016	0.565		
ER/ERmsy	ER-calc-ratio/ERmsy-calc-ratio	2015	1.233		
TB/TBmgt	TB-MT/TBmgt-MT	2015	0.809		
SSB/SSBmgt	-	-	-		
F/Fmgt	F-1/yr/Fmgt-1/yr	2015	1.129		
ER/ERmgt	-	-	-		

Albacore tuna South Atlantic [ALBASATL]


Kobe MSYpref (1951–2016–PONS)



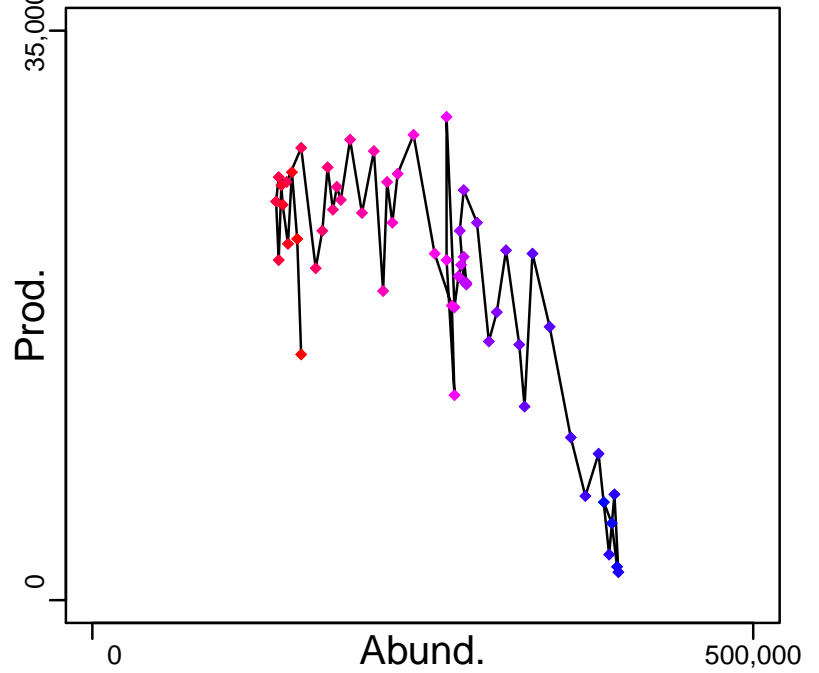
Kobe MGTpref (1951–2016–PONS)



Spawner Recruit*



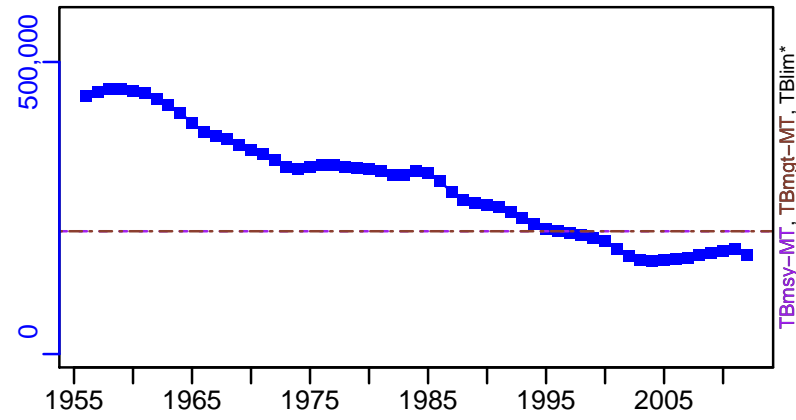
Production (1950–2015–PONS)




◆ Start Year ◆ End Year * No Data

Albacore tuna South Atlantic [ALBASATL]


TB-MT (1950-2015-PONS)



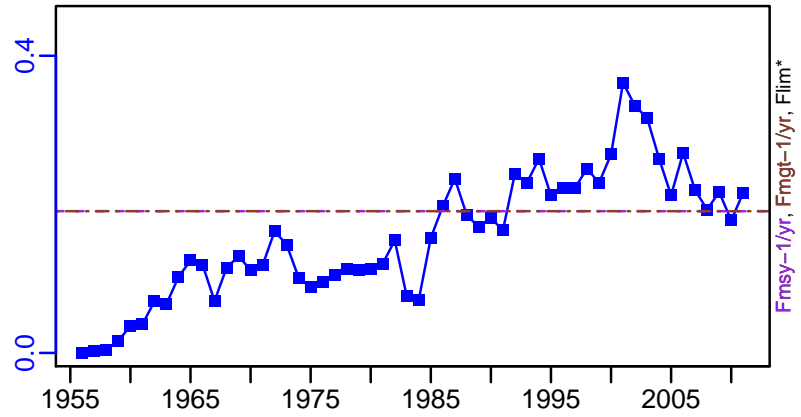
SSB*



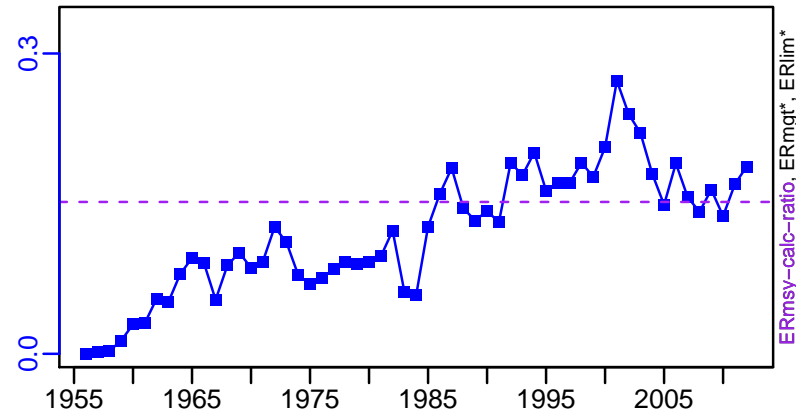
TN *



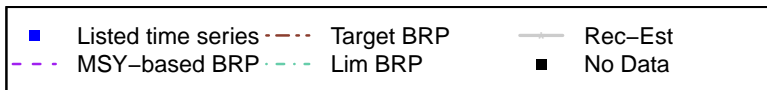
F-1/yr (1950-2015-PONS)



ER-calc-ratio (1950-2015-PONS)

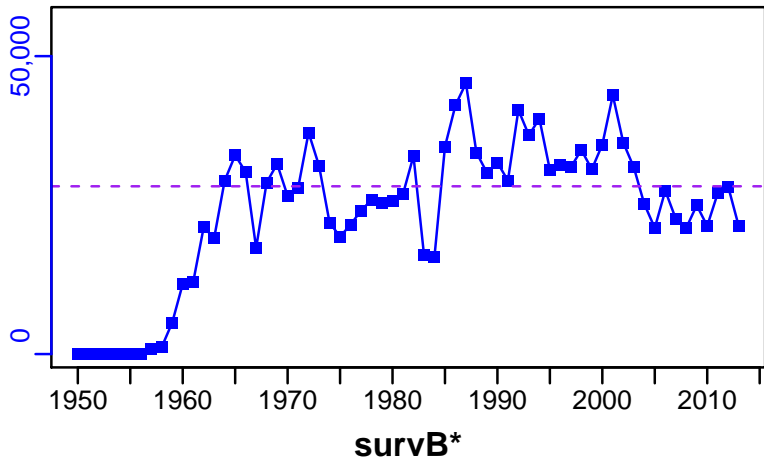


Recruits*


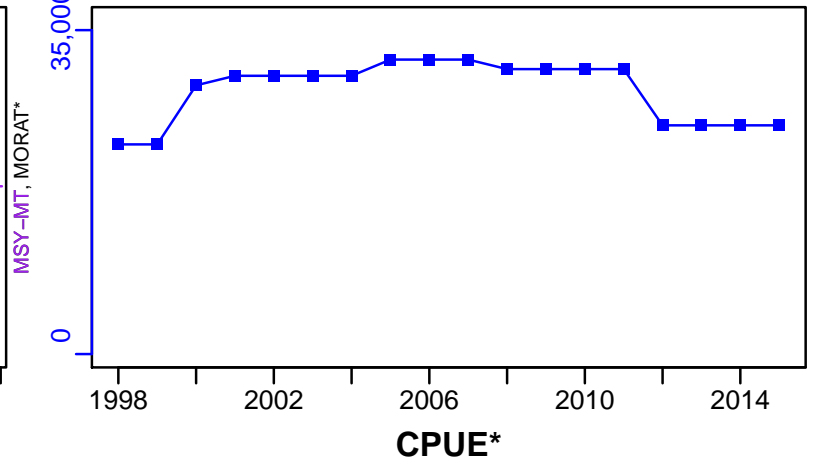


Albacore tuna South Atlantic [ALBASATL]


TC-MT, TL*, RecC* (1950-2015-PONS)



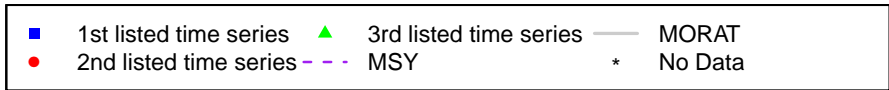
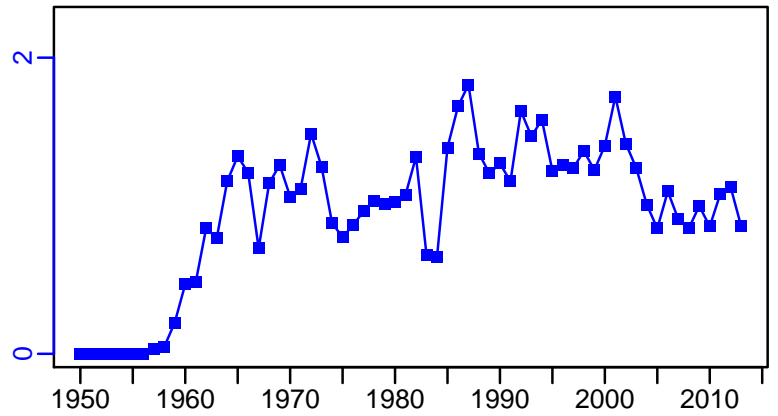
TAC-MT, Cpair*, Cadv* (1950-2015-PONS)



EFFORT*



CdivMSY-ratio (1950-2015-PONS)



Bluefin tuna Eastern Atlantic [ATBTUNAEATL]

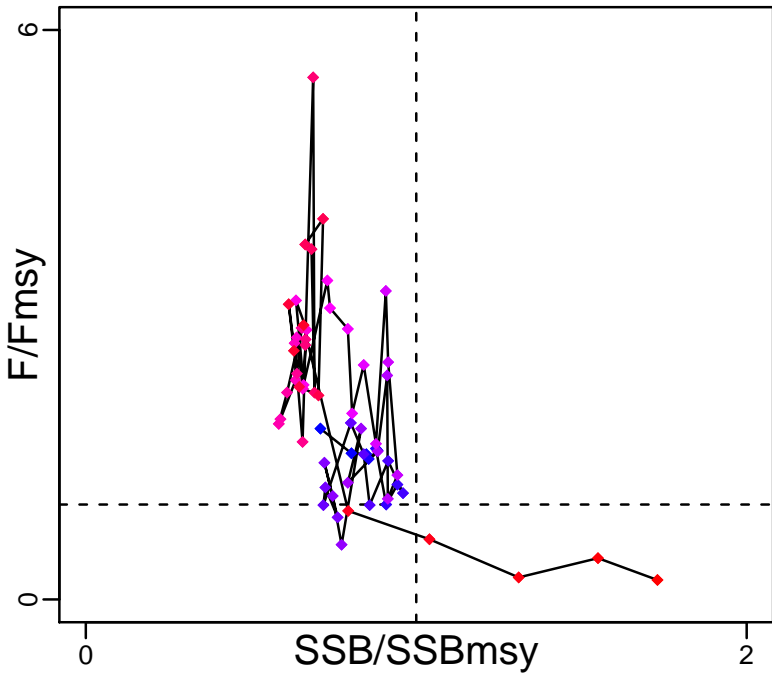
Metadata	
Scientific Name	Thunnus thynnus
Current Assess ID	ICCAT-ATBTUNAEATL-1951-2016-PONS
Area	Eastern Atlantic
Management Authority	International Commission for the Conservation of Atlantic Tunas
Assessor	International Commission for the Conservation of Atlantic Tunas
Asmts in RAM	2015, 2016

Reference Points			
Type	ID	Asmt Year	Value
TBmsy	-	-	-
SSBmsy	SSBmsy-MT	2015	325,322
Fmsy	Fmsy-extr-1/yr	2016	0.111
ERmsy	-	-	-
TBmgt	-	-	-
SSBmgt	SSBmgt-MT	2015	325,322
Fmgt	Fmgt-1/yr	2015	0.14
ERmgt	-	-	-
TB0	-	-	-
SSB0	-	-	-
MSY	MSY-MT	2015	40,252
M	-	-	-
TBlim	-	-	-
SSBlim	-	-	-
Flim	-	-	-
ERlim	-	-	-

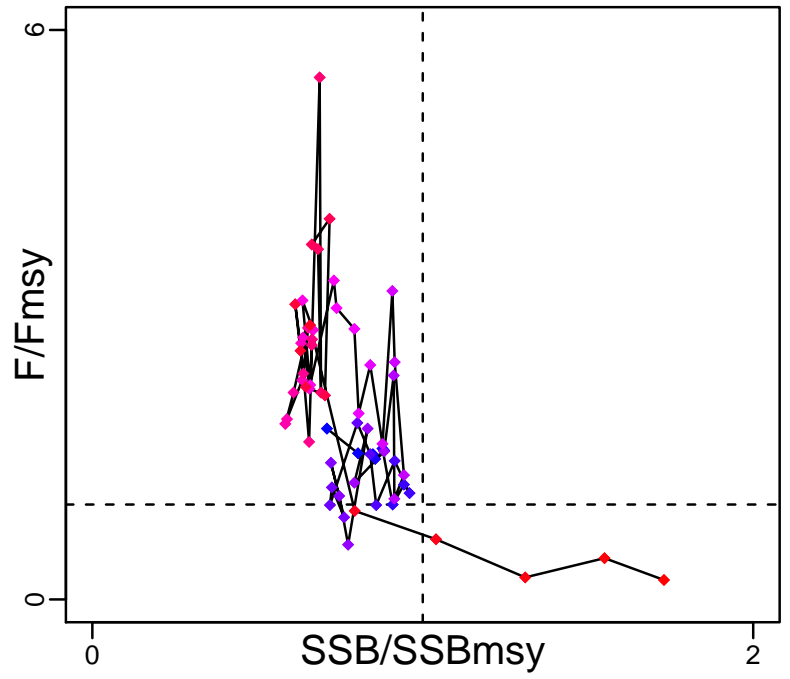
Time Series					
Type	ID	Asmt Year	Curr Value	Sex	Age
TB	-	-	-	-	-
SSB	SSB-MT	2016	605,000	-	-
TN	-	-	-	-	-
R	R-E00	2016	4,330,000	-	-
F	F-1/yr	2016	0.038	-	10+
ER	-	-	-	-	-
TC	TC-MT	2015	13,200		
TL	TL-MT	2016	6940		
TB/TBmsy	-	-	-		
SSB/SSBmsy	SSBdivSSBmsy-dimensionless	2015	1.73		
F/Fmsy	FdivFmsy-dimensionless	2016	0.34		
ER/ERmsy	-	-	-		
TB/TBmgt	-	-	-		
SSB/SSBmgt	SSB-MT/SSBmgt-MT	2015	1.734		
F/Fmgt	F-1/yr/Fmgt-1/yr	2015	0.209		
ER/ERmgt	-	-	-		

Bluefin tuna Eastern Atlantic [ATBTUNAEATL]

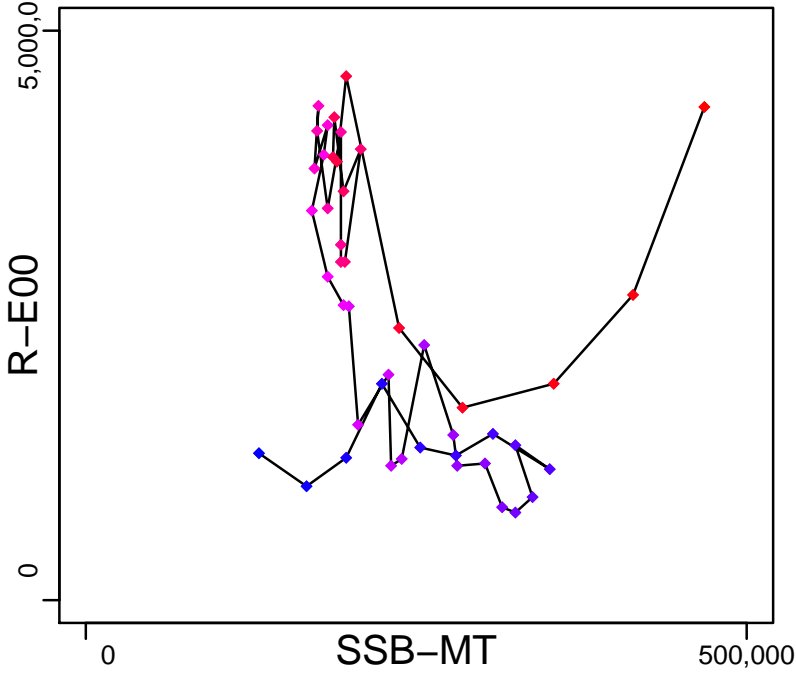
Kobe MSYpref (1950–2015–PONS)



Kobe MGTpref (1950–2015–PONS)



Spawner Recruit (1951–2016–PONS)




Production*



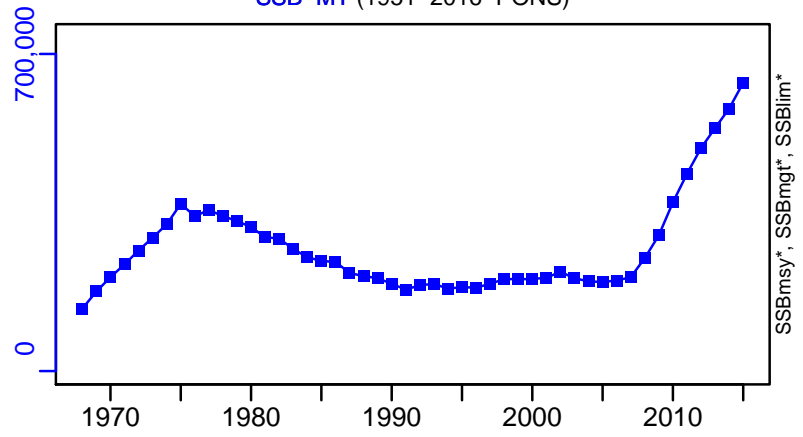
◆ Start Year ◆ End Year * No Data

Bluefin tuna Eastern Atlantic [ATBTUNAEATL]


TB*



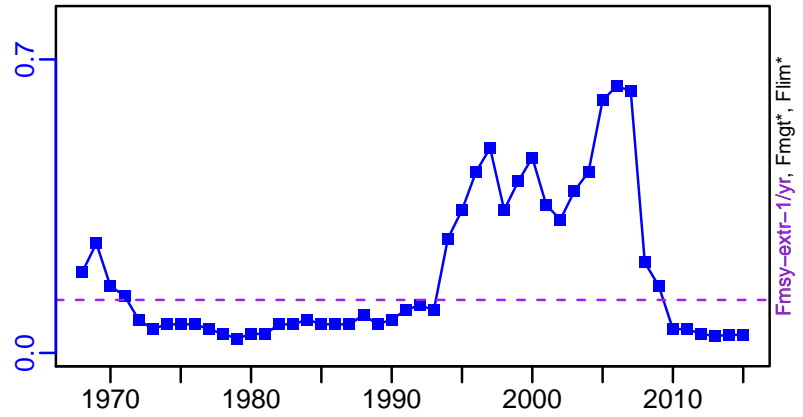
SSB-MT (1951-2016-PONS)




TN *



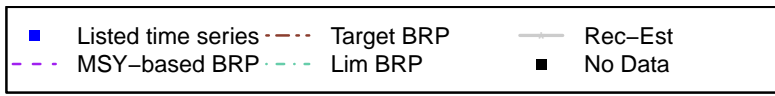
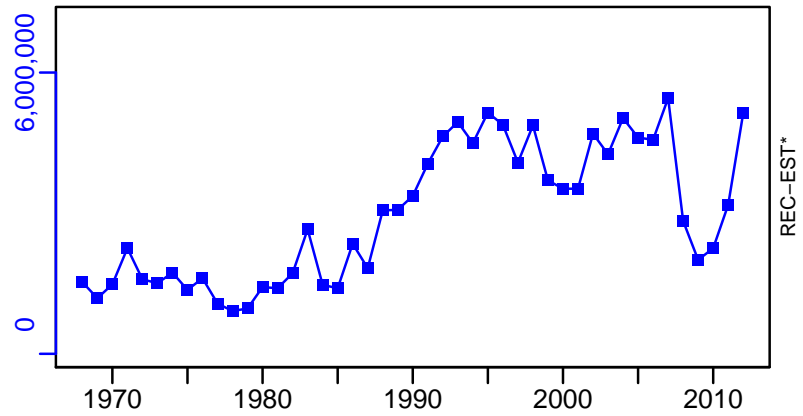
F-1/yr (1951-2016-PONS)



ER*





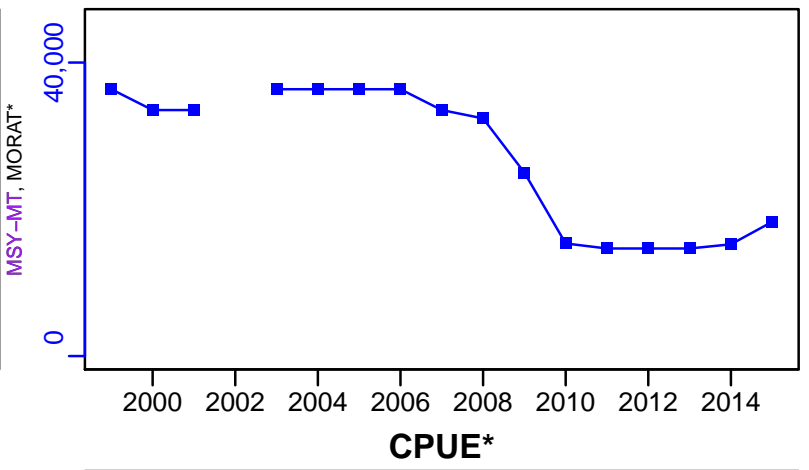
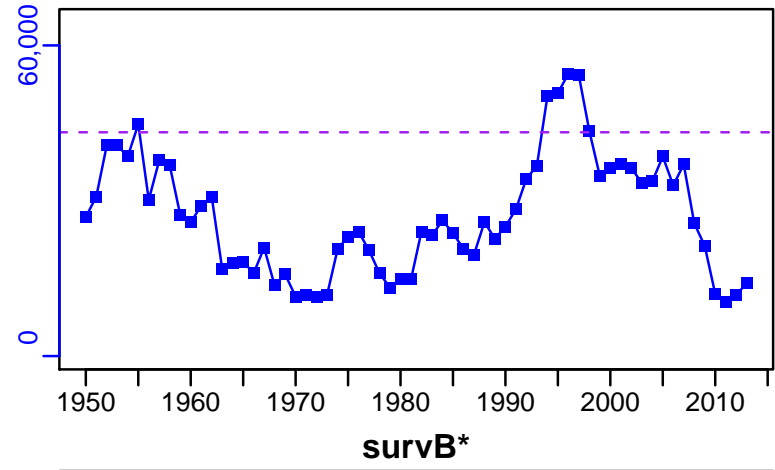
R-E00 (1951-2016-PONS)



Bluefin tuna Eastern Atlantic [ATBTUNAEATL]

TC-MT, TL*, RecC* (1950-2015-PONS)

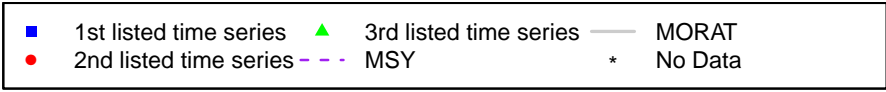
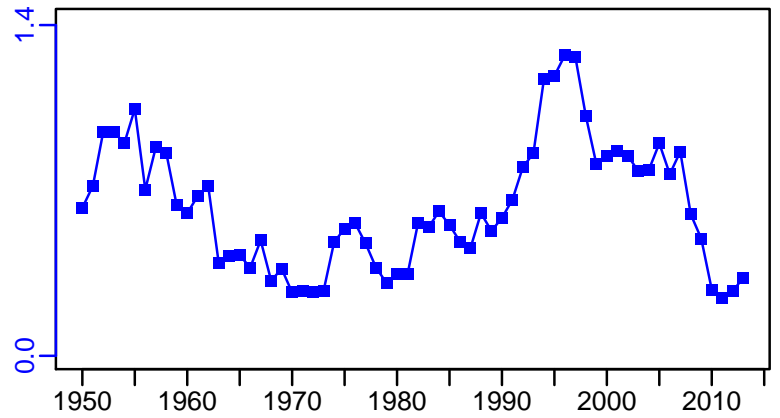
TAC-MT, Cpair*, Cadv* (1950-2015-PONS)



EFFORT*



CdivMSY-ratio (1950-2015-PONS)



Bluefin tuna Western Atlantic [ATBTUNAWATL]

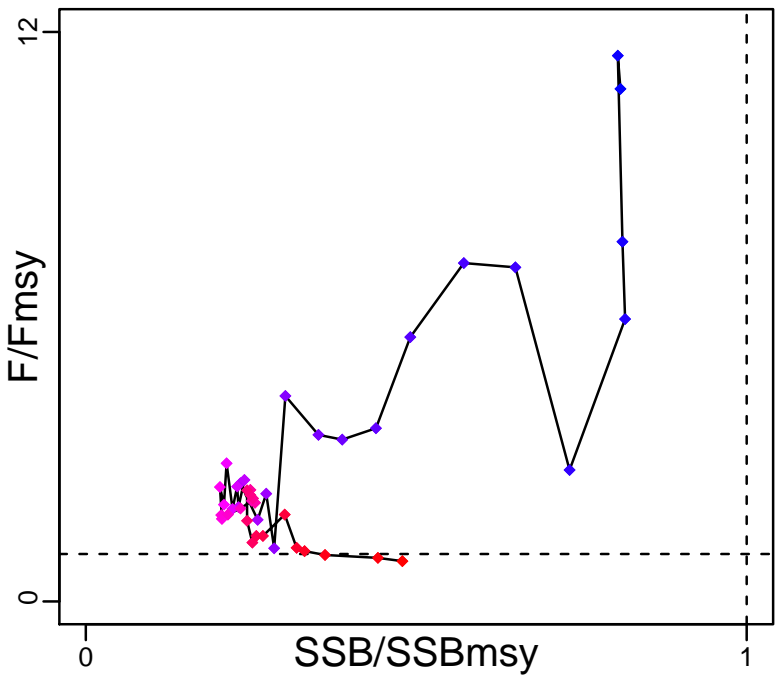
Metadata	
Scientific Name	Thunnus thynnus
Current Assess ID	ICCAT-ATBTUNAWATL-1951-2016-PONS
Area	Western Atlantic
Management Authority	International Commission for the Conservation of Atlantic Tunas
Assessor	International Commission for the Conservation of Atlantic Tunas
Asmts in RAM	2015, 2016, 2013

Reference Points			
Type	ID	Asmt Year	Value
TBmsy	-	-	-
SSBmsy	SSBmsy-MT	2015	62,443
Fmsy	Fmsy-extr-1/yr	2016	0.104
ERmsy	-	-	-
TBmgt	-	-	-
SSBmgt	SSBmgt-MT	2015	62,443
Fmgt	Fmgt-1/yr	2015	0.08
ERmgt	-	-	-
TB0	-	-	-
SSB0	-	-	-
MSY	MSY-MT	2015	5233
M	-	-	-
TBlim	-	-	-
SSBlim	-	-	-
Flim	-	-	-
ERlim	-	-	-

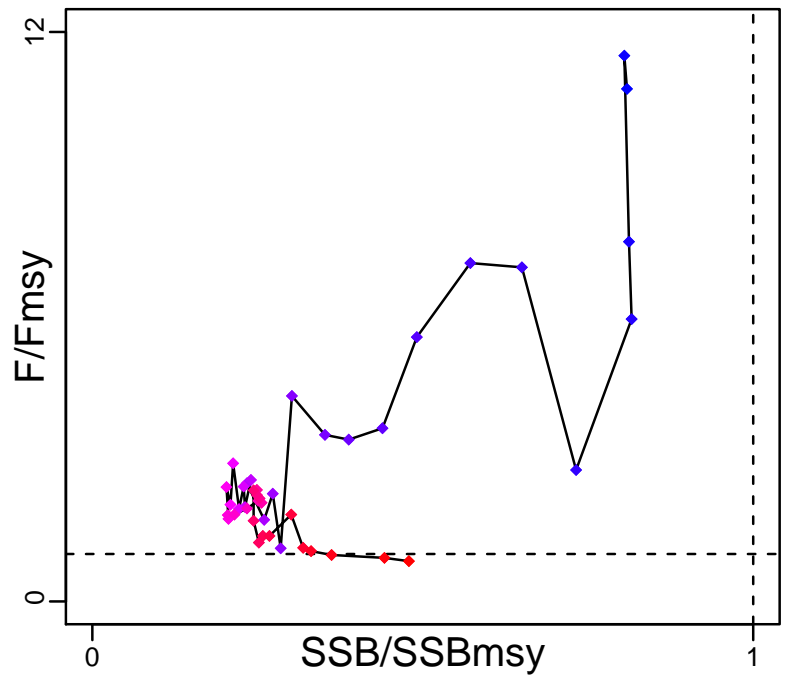
Time Series					
Type	ID	Asmt Year	Curr Value	Sex	Age
TB	-	-	-	-	-
SSB	SSB-MT	2016	18,400	-	-
TN	-	-	-	-	-
R	R-E00	2013	80,300	-	1
F	F-1/yr	2016	0.094	-	-
ER	-	-	-	-	-
TC	TC-MT	2015	1480		
TL	TL-MT	2016	1910		
TB/TBmsy	-	-	-		
SSB/SSBmsy	SSBdivSSBmsy-dimensionless	2015	0.479		
F/Fmsy	FdivFmsy-dimensionless	2016	0.9		
ER/ERmsy	-	-	-		
TB/TBmgt	-	-	-		
SSB/SSBmgt	SSB-MT/SSBmgt-MT	2015	0.479		
F/Fmgt	F-1/yr/Fmgt-1/yr	2015	0.888		
ER/ERmgt	-	-	-		

Bluefin tuna Western Atlantic [ATBTUNAWATL]

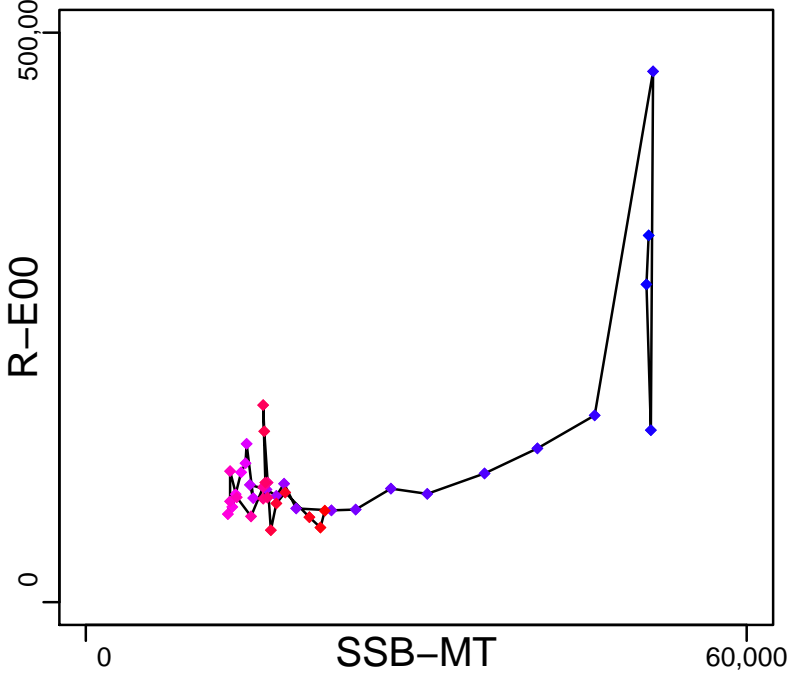
Kobe MSYpref (1950–2015–PONS)



Kobe MGTpref (1950–2015–PONS)



Spawner Recruit (1970–2013–SISIMP2016)




Production*



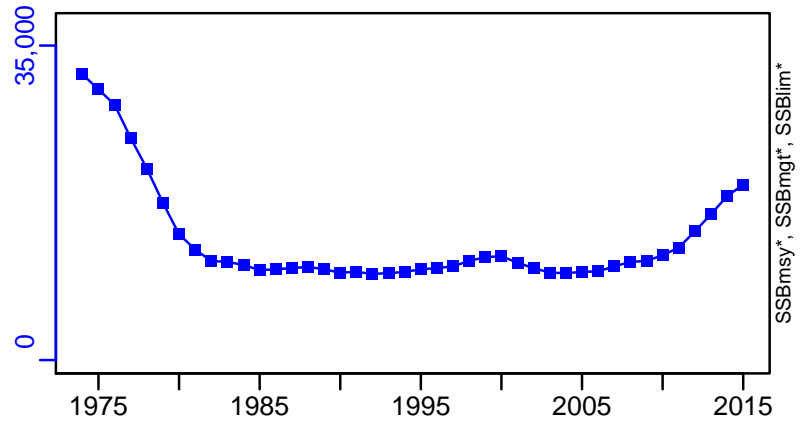
◆ Start Year ◆ End Year * No Data

Bluefin tuna Western Atlantic [ATBTUNAWATL]


TB*



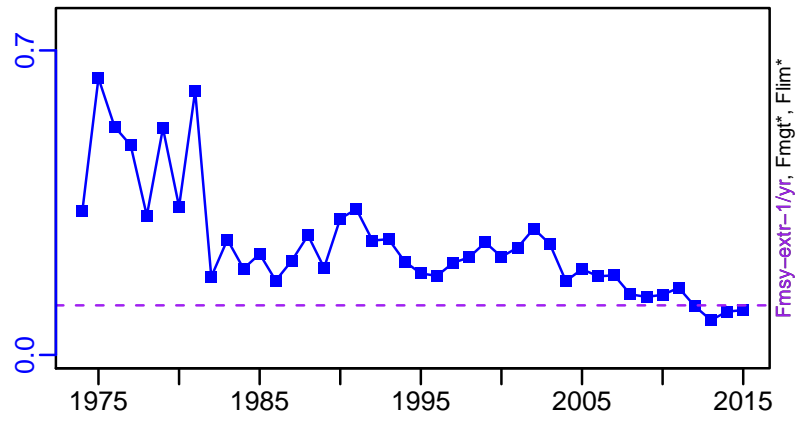
SSB-MT (1951-2016-PONS)




TN *



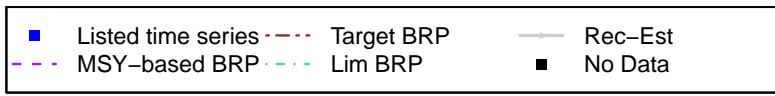
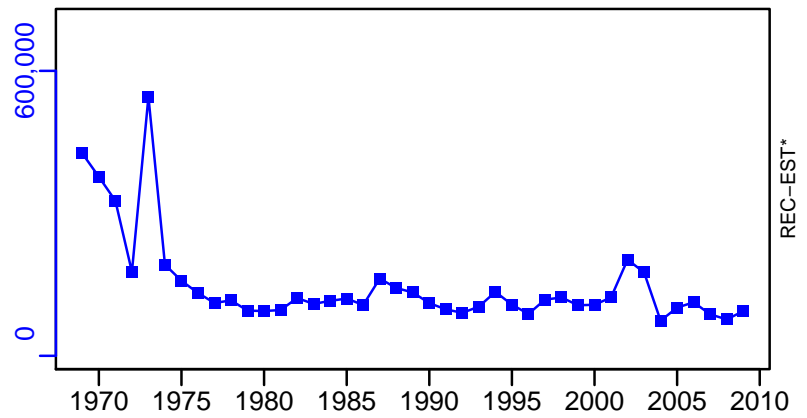
F-1/yr (1951-2016-PONS)



ER*

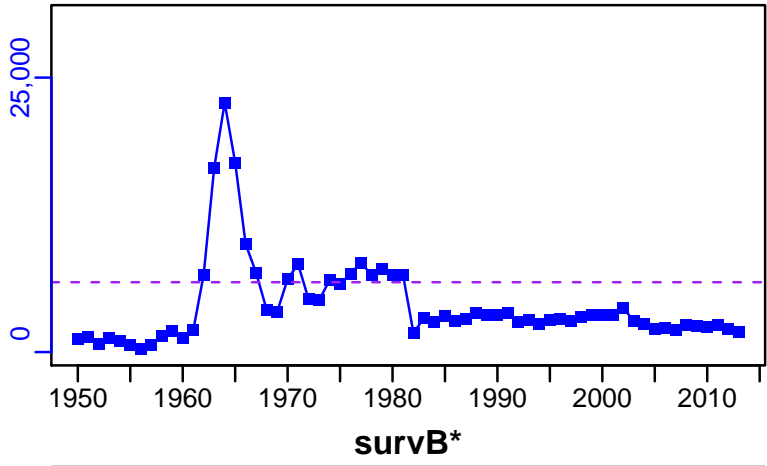


R-E00 (1970-2013-SISIMP2016)



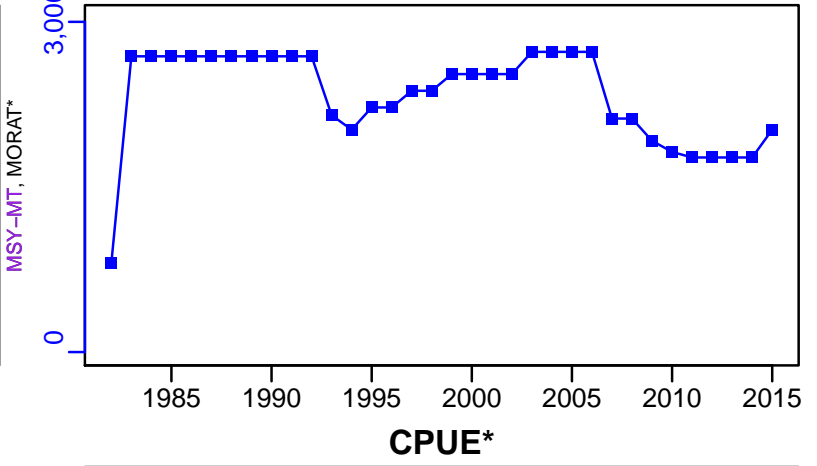


Bluefin tuna Western Atlantic [ATBTUNAWATL]

TC-MT, TL*, RecC* (1950-2015-PONS)



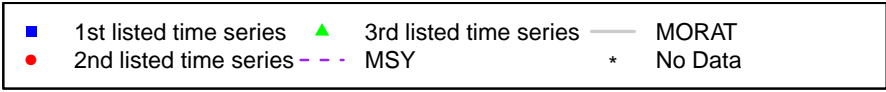
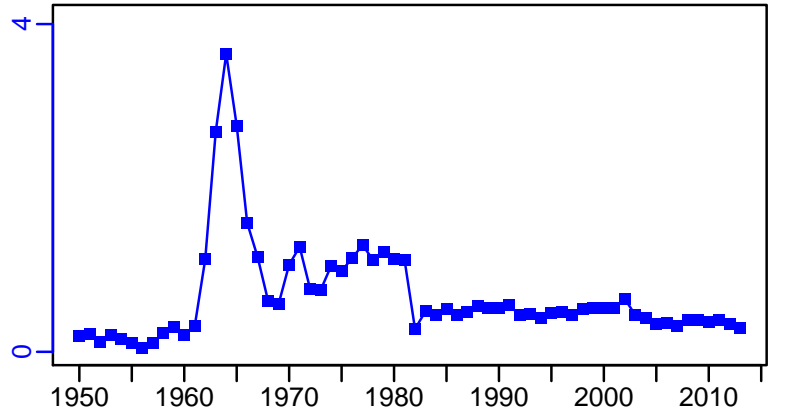
TAC-MT, Cpair*, Cadv* (1950-2015-PONS)



EFFORT*



CdivMSY-ratio (1950-2015-PONS)



Bigeye tuna Atlantic [BIGEYEATL]

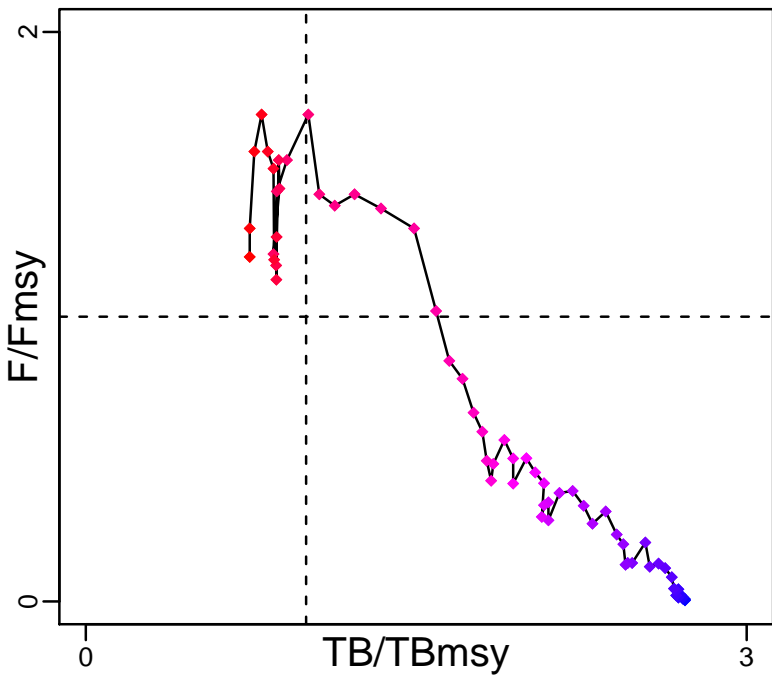
Metadata	
Scientific Name	Thunnus obesus
Current Assess ID	ICCAT-BIGEYEATL-1950-2016-PONS
Area	Atlantic Ocean
Management Authority	International Commission for the Conservation of Atlantic Tunas
Assessor	International Commission for the Conservation of Atlantic Tunas
Asmts in RAM	2010, 2016

Reference Points			
Type	ID	Asmt Year	Value
TBmsy	TBmsy-extr-MT	2016	451,528
SSBmsy	-	-	-
Fmsy	Fmsy-extr-1/yr	2016	0.163
ERmsy	ERmsy-calc-ratio	2010	0.216
TBmgt	-	-	-
SSBmgt	-	-	-
Fmgt	-	-	-
ERmgt	-	-	-
TB0	-	-	-
SSB0	-	-	-
MSY	MSY-MT	2010	92,000
M	-	-	-
TBlim	-	-	-
SSBlim	-	-	-
Flim	-	-	-
ERlim	-	-	-

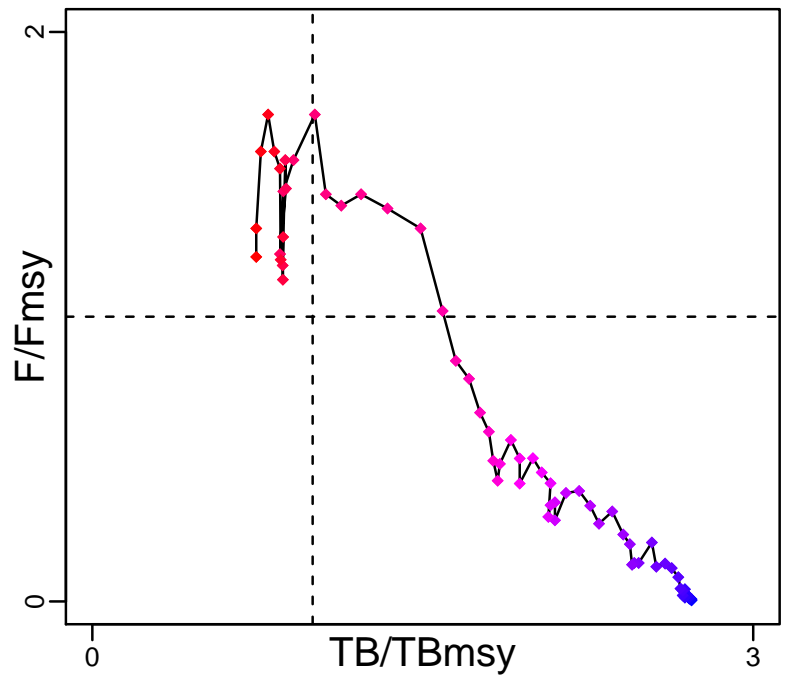
Time Series					
Type	ID	Asmt Year	Curr Value	Sex	Age
TB	TB-MT	2016	426,000	-	-
SSB	-	-	-	-	-
TN	-	-	-	-	-
R	-	-	-	-	-
F	F-1/yr	2016	0.136	-	-
ER	ER-calc-ratio	2016	0.184	-	-
TC	TC-MT	2010	87,900		
TL	TL-MT	2016	72,400		
TB/TBmsy	TBdivTBmsy-dimensionless	2016	0.744		
SSB/SSBmsy	-	-	-		
F/Fmsy	FdivFmsy-dimensionless	2016	1.21		
ER/ERmsy	ER-ratio/ERmsy-calc-ratio	2010	0.964		
TB/TBmgt	-	-	-		
SSB/SSBmgt	-	-	-		
F/Fmgt	-	-	-		
ER/ERmgt	-	-	-		

Bigeye tuna Atlantic [BIGEYEATL]


Kobe MSYpref (1950–2016–PONS)



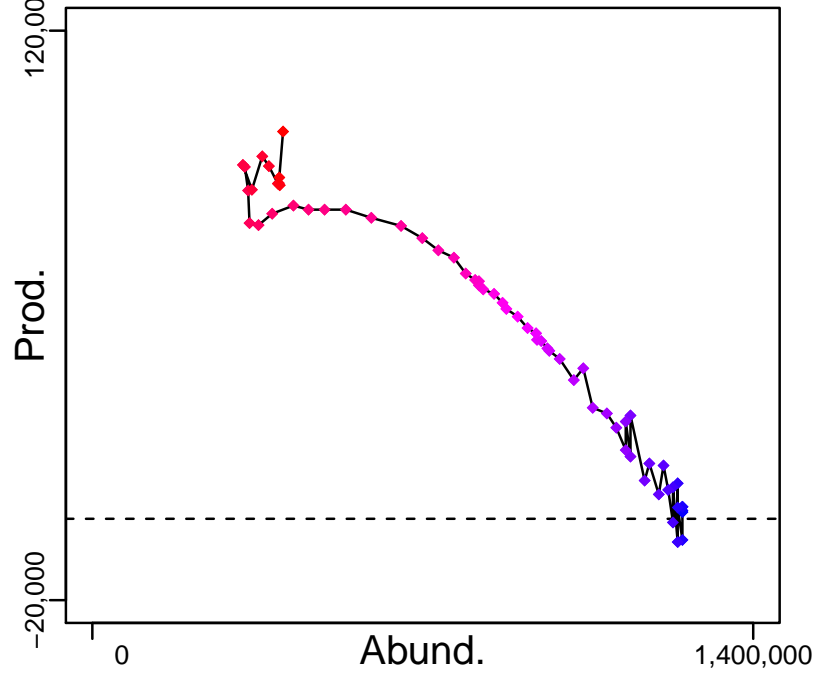
Kobe MGTpref (1950–2016–PONS)



Spawner Recruit*



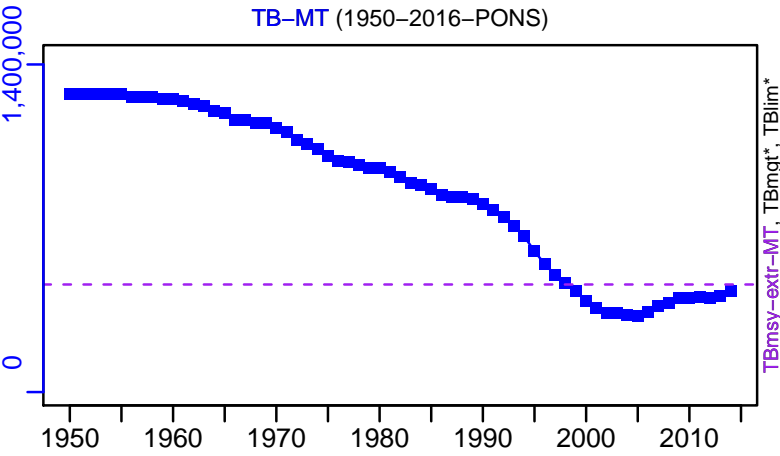
Production (1950–2016–PONS)




◆ Start Year ◆ End Year * No Data

Bigeye tuna Atlantic [BIGEYEATL]


TB-MT (1950-2016-PONS)



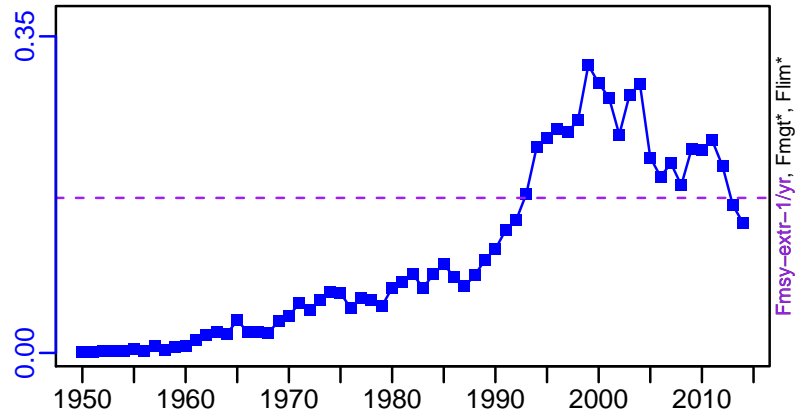
SSB*



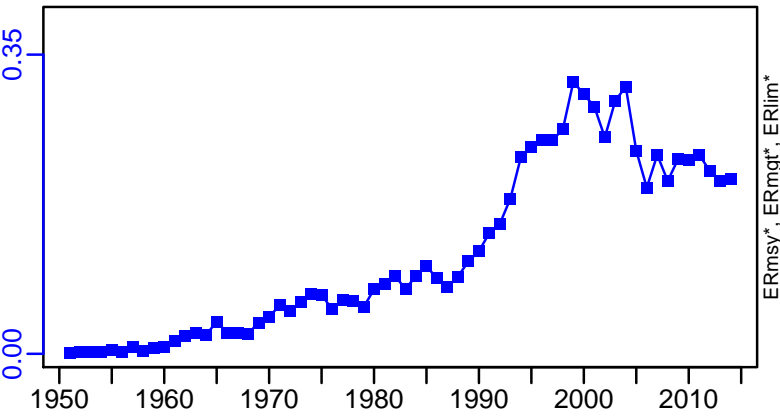
TN *



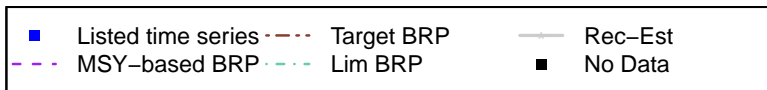
F-1/yr (1950-2016-PONS)



ER-calc-ratio (1950-2016-PONS)




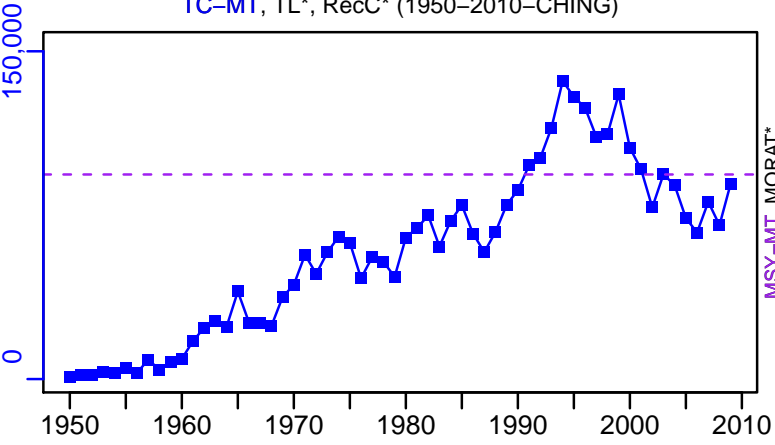
Recruits*




Bigeye tuna Atlantic [BIGEYEATL]

TC-MT, TL*, RecC* (1950-2010-CHING)


TAC*, Cpair*, Cadv*



survB*



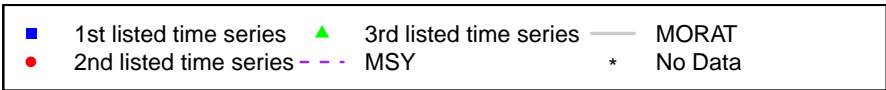
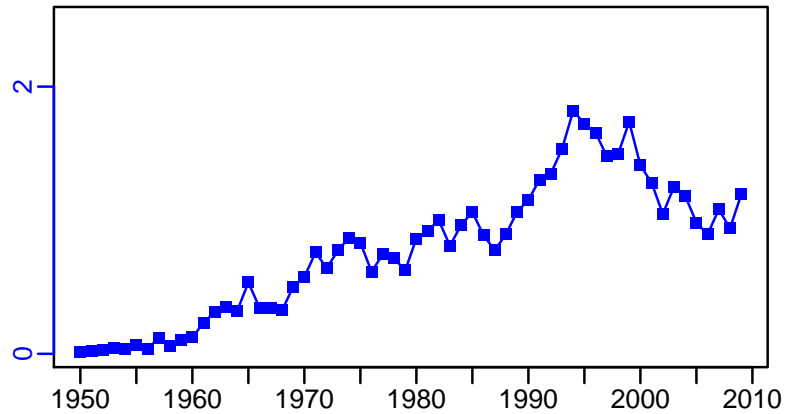
CPUE*



EFFORT*



CdivMSY-ratio (1950-2010-CHING)



Blue marlin Atlantic [BMARLINATL]

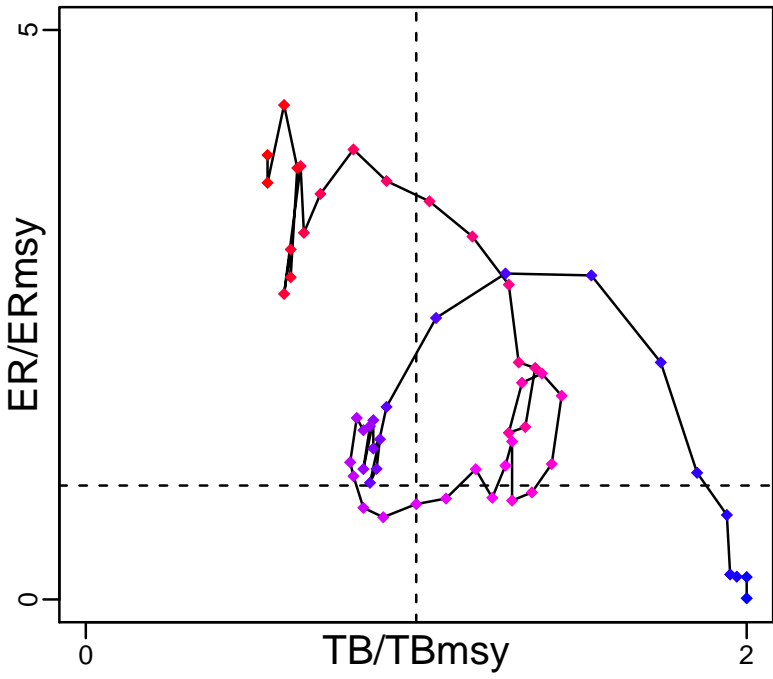
Metadata	
Scientific Name	Makaira nigricans
Current Assess ID	ICCAT-BMARLINATL-1956-2010-CHING
Area	Atlantic Ocean
Management Authority	International Commission for the Conservation of Atlantic Tunas
Assessor	International Commission for the Conservation of Atlantic Tunas
Asmts in RAM	2010

Reference Points			
Type	ID	Asmt Year	Value
TBmsy	TBmsy-extr-MT	2010	32,515
SSBmsy	-	-	-
Fmsy	-	-	-
ERmsy	ERmsy-calc-ratio	2010	0.062
TBmgt	-	-	-
SSBmgt	-	-	-
Fmgt	-	-	-
ERmgt	-	-	-
TB0	-	-	-
SSB0	-	-	-
MSY	MSY-MT	2010	2000
M	-	-	-
TBlim	-	-	-
SSBlim	-	-	-
Flim	-	-	-
ERlim	-	-	-

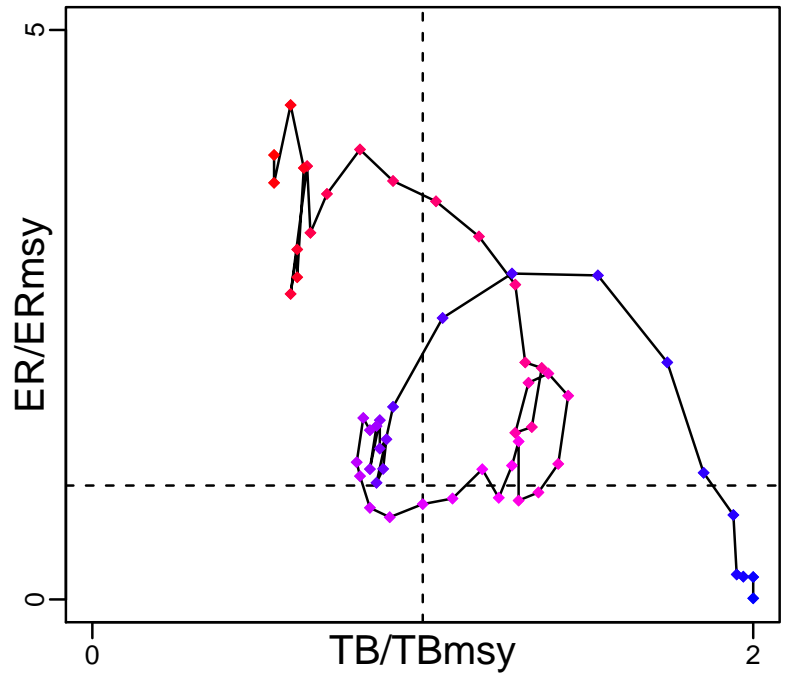
Time Series					
Type	ID	Asmt Year	Curr Value	Sex	Age
TB	TB-MT	2010	14,300	-	-
SSB	-	-	-	-	-
TN	-	-	-	-	-
R	-	-	-	-	-
F	F-1/yr	2010	0.222	-	-
ER	ER-ratio	2010	0.24	-	-
TC	TC-MT	2010	3430		
TL	-	-	-		
TB/TBmsy	TBdivTBmsy-dimensionless	2010	0.55		
SSB/SSBmsy	-	-	-		
F/Fmsy	FdivFmsy-dimensionless	2010	1.72		
ER/ERmsy	ER-ratio/ERmsy-calc-ratio	2010	3.902		
TB/TBmgt	-	-	-		
SSB/SSBmgt	-	-	-		
F/Fmgt	-	-	-		
ER/ERmgt	-	-	-		

Blue marlin Atlantic [BMARLINATL]


Kobe MSYpref (1956–2010–CHING)



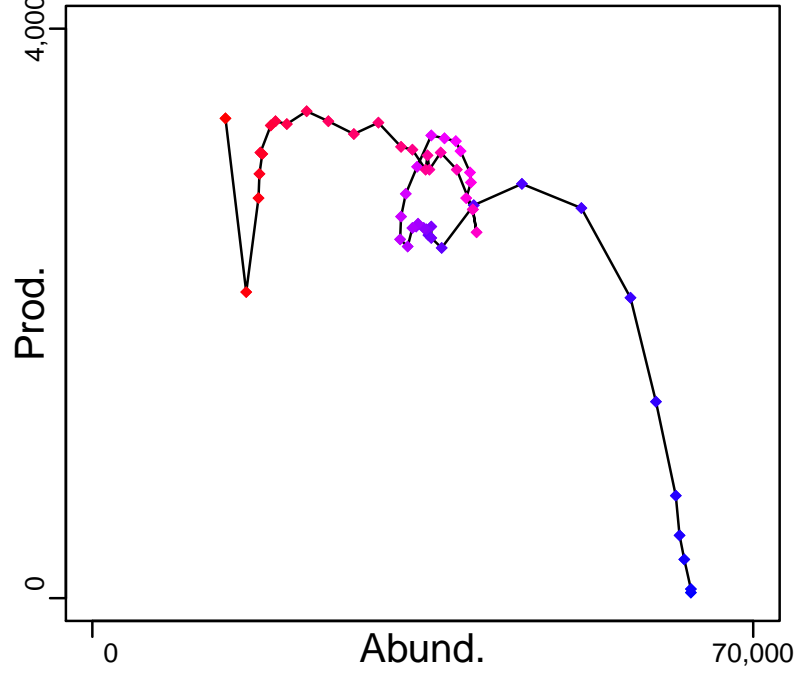
Kobe MGTpref (1956–2010–CHING)



Spawner Recruit*



Production (1956–2010–CHING)


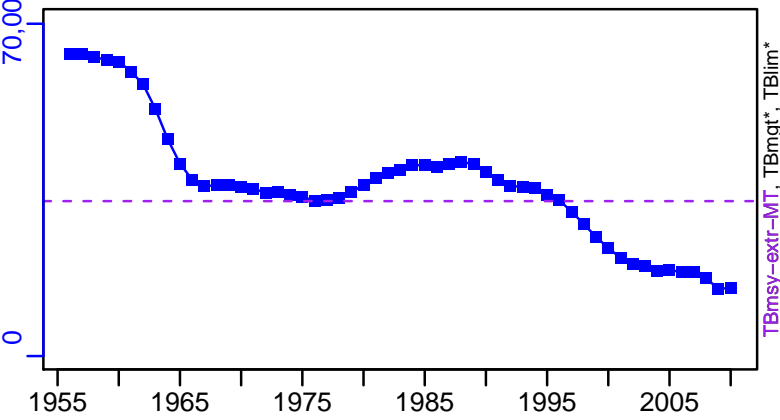


◆ Start Year ◆ End Year * No Data

Blue marlin Atlantic [BMARLINATL]

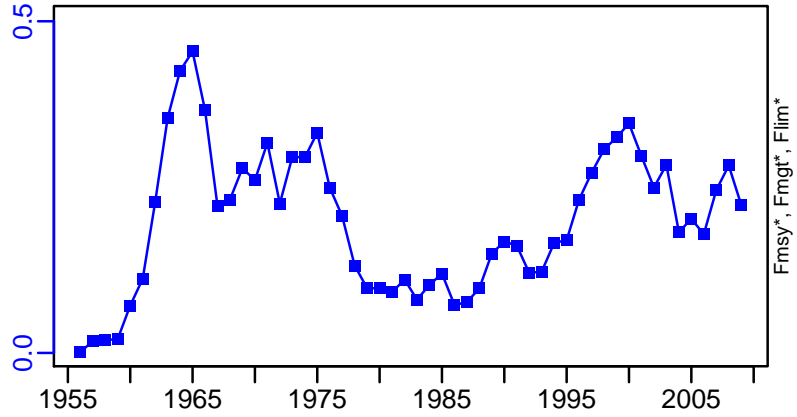

TB-MT (1956-2010-CHING)

SSB*



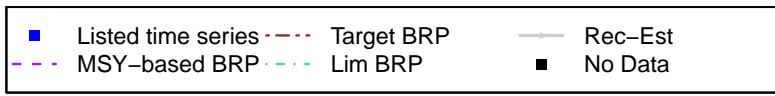
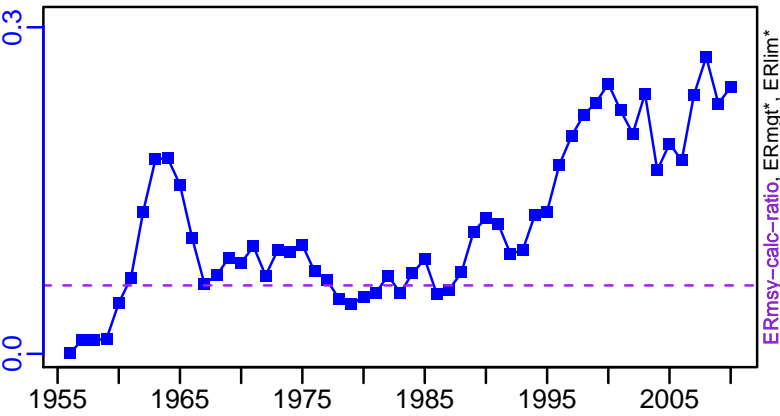
TN *

F-1/yr (1956-2010-CHING)



ER-ratio (1956-2010-CHING)


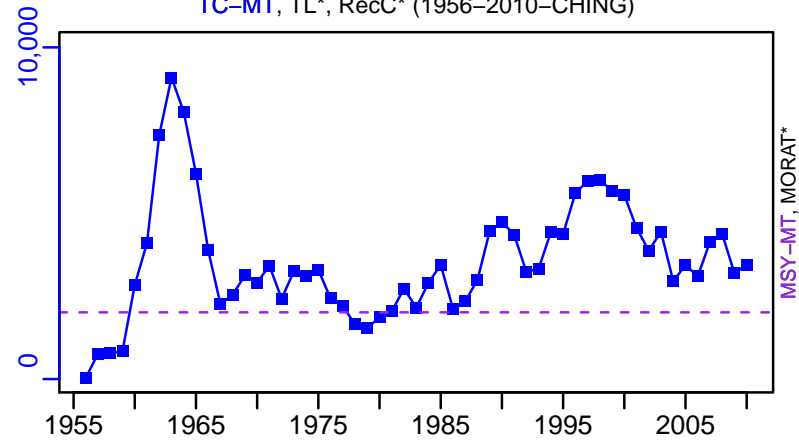
Recruits*




Blue marlin Atlantic [BMARLINATL]

TC-MT, TL*, RecC* (1956-2010-CHING)


TAC*, Cpair*, Cadv*



survB*



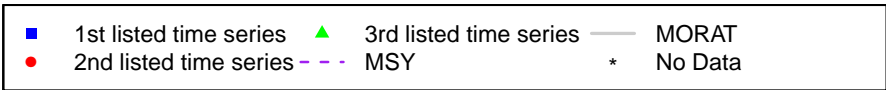
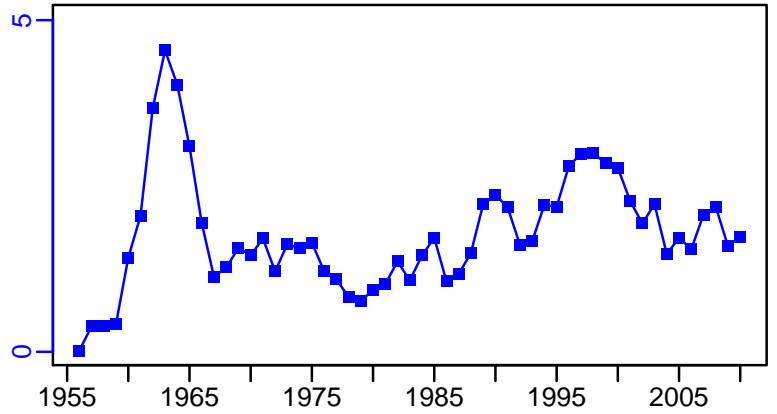
CPUE*



EFFORT*



CdivMSY-ratio (1956-2010-CHING)



Sailfish Eastern Atlantic [SAILEATL]

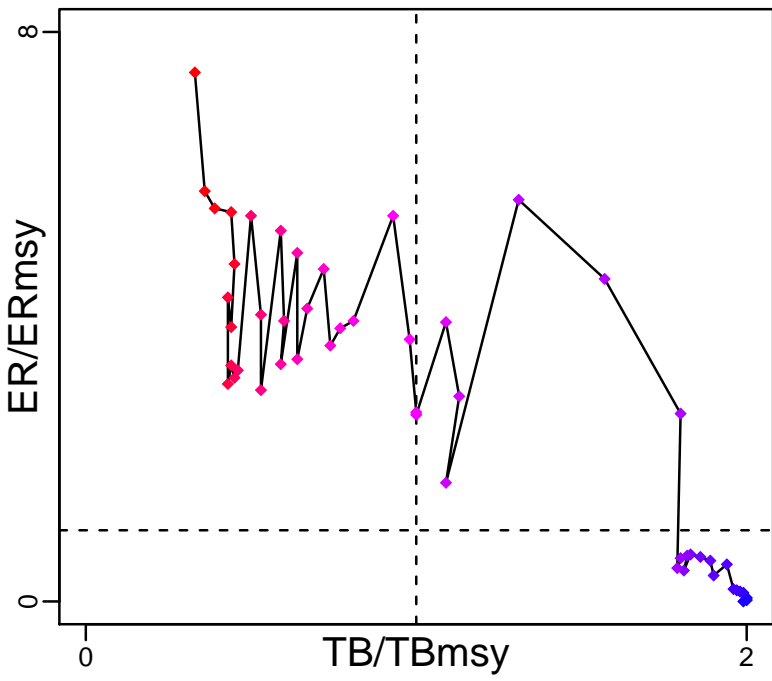
Metadata	
Scientific Name	Istiophorus albicans
Current Assess ID	ICCAT-SAILEATL-1956-2010-CHING
Area	Eastern Atlantic
Management Authority	International Commission for the Conservation of Atlantic Tunas
Assessor	International Commission for the Conservation of Atlantic Tunas
Asmts in RAM	2010

Reference Points			
Type	ID	Asmt Year	Value
TBmsy	TBmsy-extr-MT	2010	14,775
SSBmsy	-	-	-
Fmsy	Fmsy-1/yr	2010	0.145
ERmsy	ERmsy-calc-ratio	2010	0.058
TBmgt	-	-	-
SSBmgt	-	-	-
Fmgt	-	-	-
ERmgt	-	-	-
TB0	TB0-MT	2010	24,320
SSB0	-	-	-
MSY	MSY-MT	2010	851
M	-	-	-
TBlim	-	-	-
SSBlim	-	-	-
Flim	-	-	-
ERlim	-	-	-

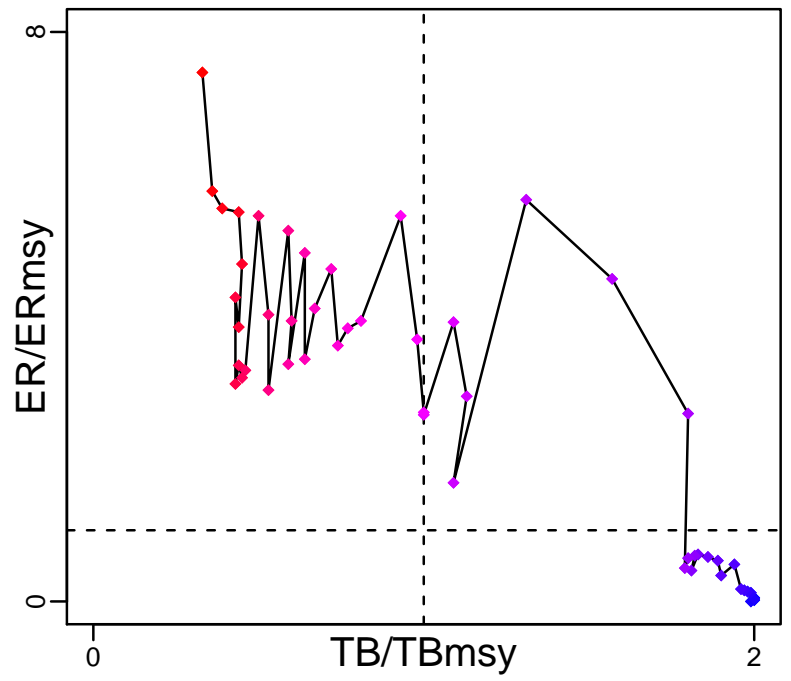
Time Series					
Type	ID	Asmt Year	Curr Value	Sex	Age
TB	TB-MT	2010	3620	-	-
SSB	-	-	-	-	-
TN	-	-	-	-	-
R	-	-	-	-	-
F	-	-	-	-	-
ER	ER-ratio	2010	0.428	-	-
TC	TC-MT	2010	2770		
TL	-	-	-		
TB/TBmsy	TBdivTBmsy-dimensionless	2010	0.26		
SSB/SSBmsy	-	-	-		
F/Fmsy	FdivFmsy-dimensionless	2010	3.08		
ER/ERmsy	ER-ratio/ERmsy-calc-ratio	2010	7.431		
TB/TBmgt	-	-	-		
SSB/SSBmgt	-	-	-		
F/Fmgt	-	-	-		
ER/ERmgt	-	-	-		

Sailfish Eastern Atlantic [SAILEATL]


Kobe MSYpref (1956–2010–CHING)



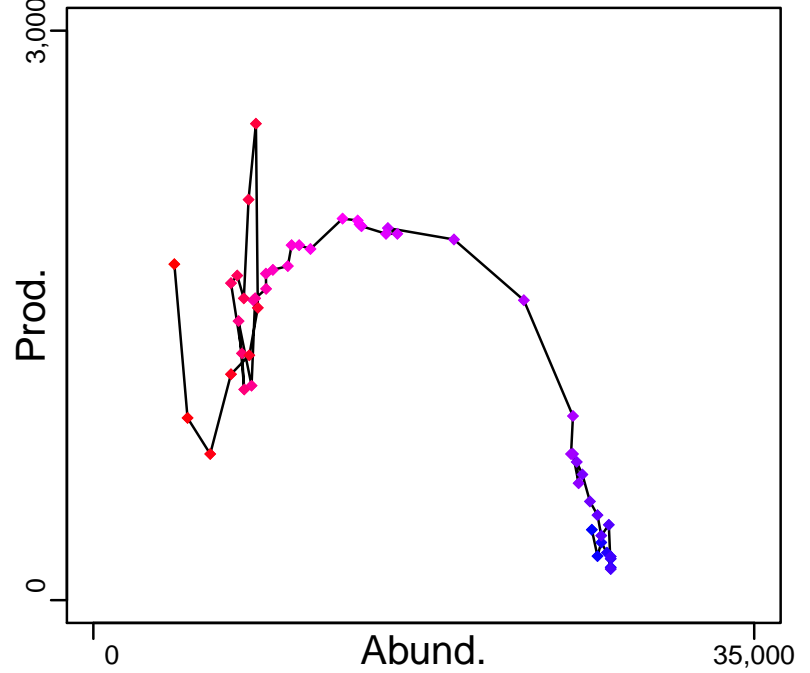
Kobe MGTpref (1956–2010–CHING)



Spawner Recruit*



Production (1956–2010–CHING)


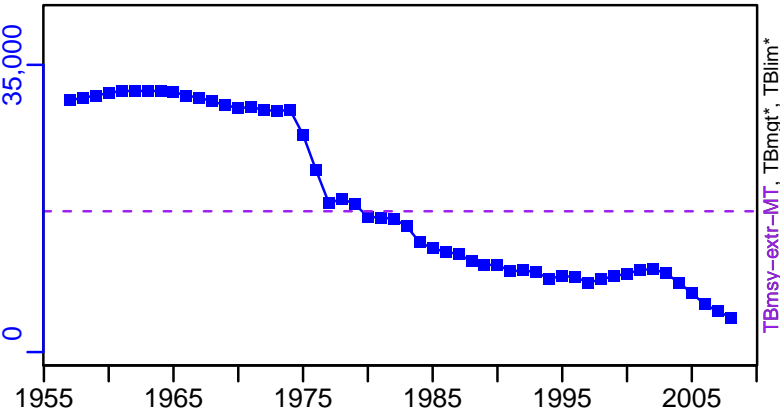


◆ Start Year ◆ End Year * No Data

Sailfish Eastern Atlantic [SAILEATL]



TB-MT (1956-2010-CHING)

SSB*



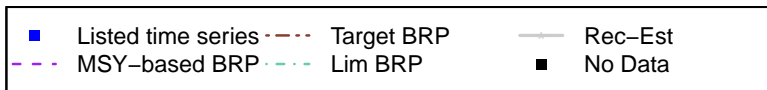

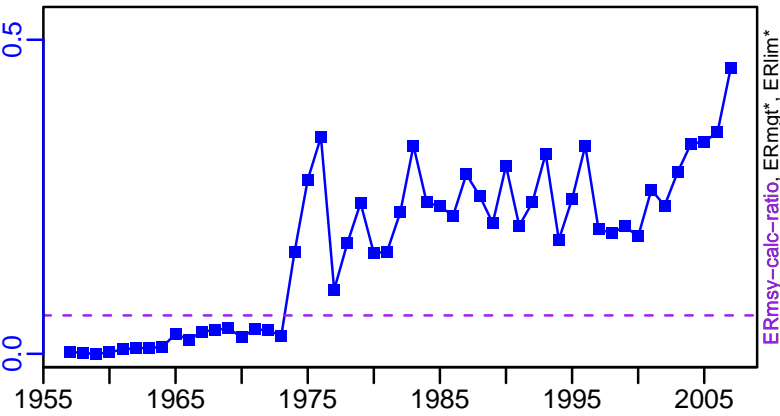
TN *

F*



ER-ratio (1956-2010-CHING)


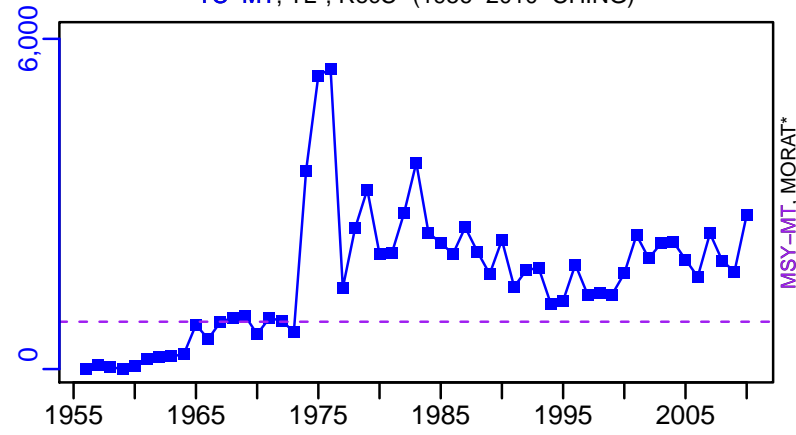
Recruits*



Sailfish Eastern Atlantic [SAILEATL]



TC-MT, TL*, RecC* (1956-2010-CHING)

TAC*, Cpair*, Cadv*



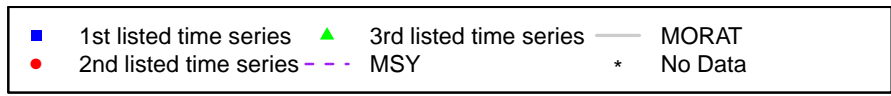
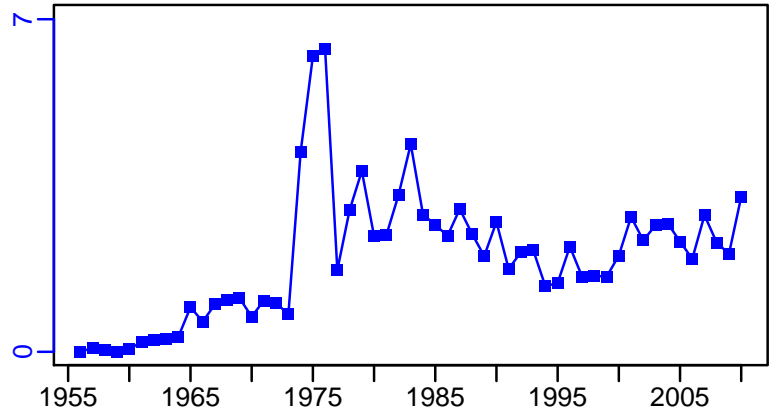
survB*

CPUE*



EFFORT*

CdivMSY-ratio (1956-2010-CHING)



Sailfish Western Atlantic [SAILWATL]

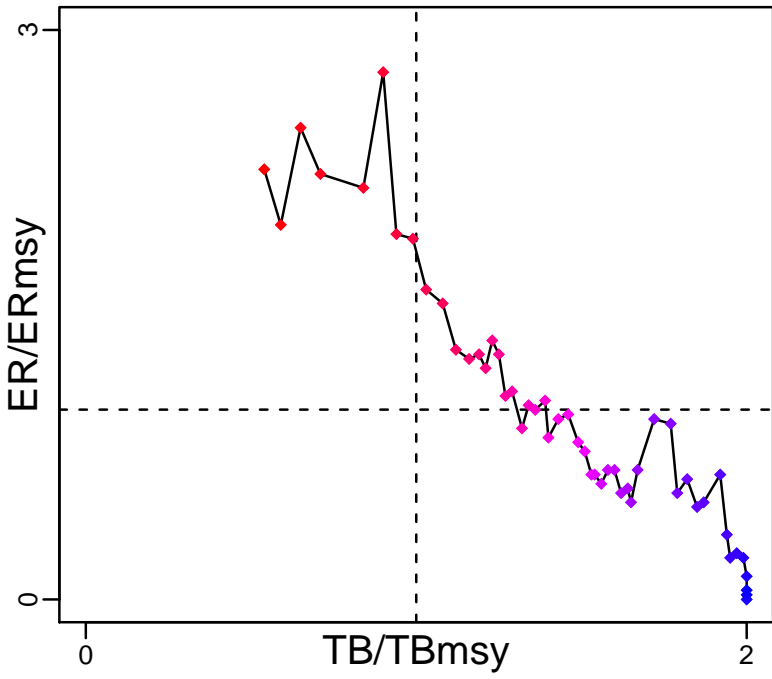
Metadata	
Scientific Name	Istiophorus albicans
Current Assess ID	ICCAT-SAILWATL-1956-2010-CHING
Area	Western Atlantic
Management Authority	International Commission for the Conservation of Atlantic Tunas
Assessor	International Commission for the Conservation of Atlantic Tunas
Asmts in RAM	2010

Reference Points			
Type	ID	Asmt Year	Value
TBmsy	TBmsy-extr-MT	2010	20,708
SSBmsy	-	-	-
Fmsy	Fmsy-1/yr	2010	0.043
ERmsy	ERmsy-calc-ratio	2010	0.041
TBmgt	-	-	-
SSBmgt	-	-	-
Fmgt	-	-	-
ERmgt	-	-	-
TB0	TB0-MT	2010	41,070
SSB0	-	-	-
MSY	MSY-MT	2010	850
M	-	-	-
TBlim	-	-	-
SSBlim	-	-	-
Flim	-	-	-
ERlim	-	-	-

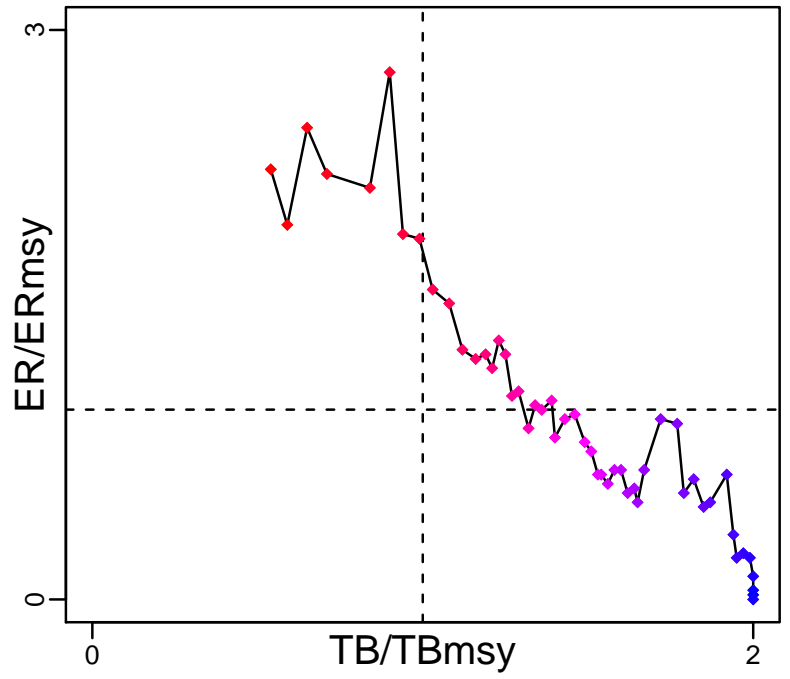
Time Series					
Type	ID	Asmt Year	Curr Value	Sex	Age
TB	TB-MT	2010	14,500	-	-
SSB	-	-	-	-	-
TN	-	-	-	-	-
R	-	-	-	-	-
F	-	-	-	-	-
ER	ER-ratio	2010	0.093	-	-
TC	TC-MT	2010	625		
TL	-	-	-		
TB/TBmsy	TBdivTBmsy-dimensionless	2010	0.28		
SSB/SSBmsy	-	-	-		
F/Fmsy	FdivFmsy-dimensionless	2010	2.2		
ER/ERmsy	ER-ratio/ERmsy-calc-ratio	2010	2.266		
TB/TBmgt	-	-	-		
SSB/SSBmgt	-	-	-		
F/Fmgt	-	-	-		
ER/ERmgt	-	-	-		

Sailfish Western Atlantic [SAILWATL]


Kobe MSYpref (1956–2010–CHING)



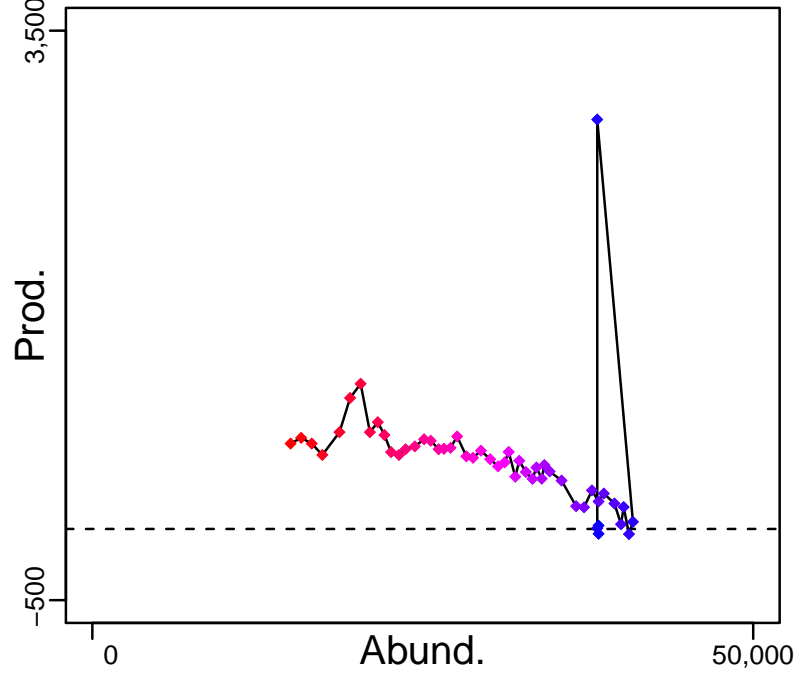
Kobe MGTpref (1956–2010–CHING)



Spawner Recruit*



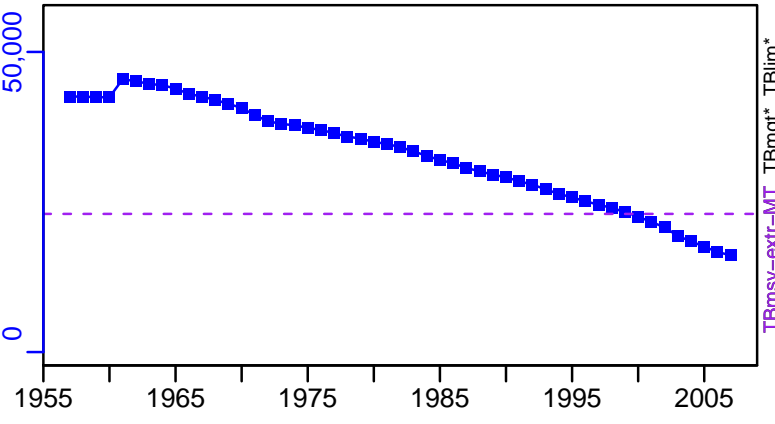
Production (1956–2010–CHING)




◆ Start Year ◆ End Year * No Data

Sailfish Western Atlantic [SAILWATL]


TB-MT (1956-2010-CHING)




SSB*



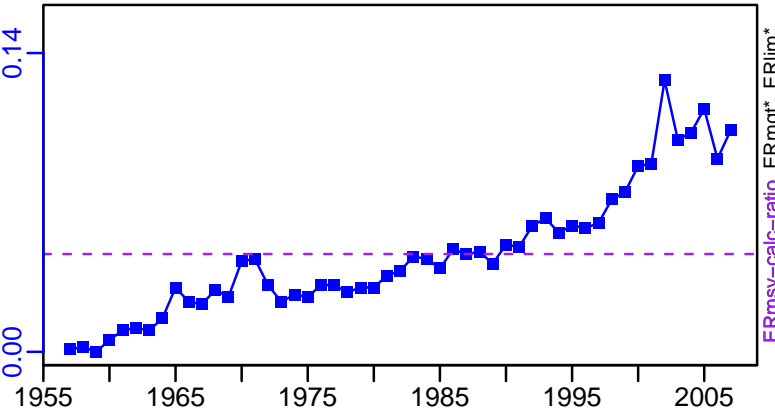
TN *



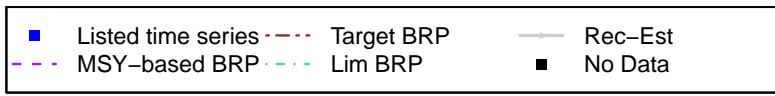
F*



ER-ratio (1956-2010-CHING)




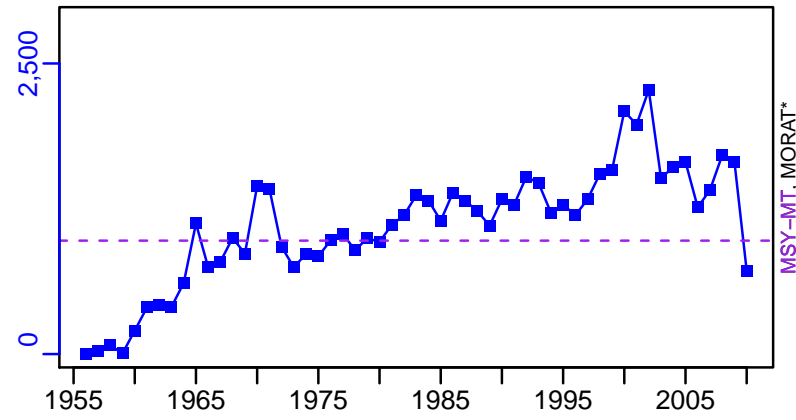
Recruits*




Sailfish Western Atlantic [SAILWATL]

TC-MT, TL*, RecC* (1956-2010-CHING)


TAC*, Cpair*, Cadv*



survB*



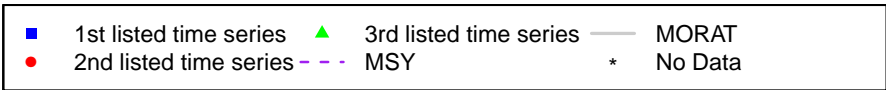
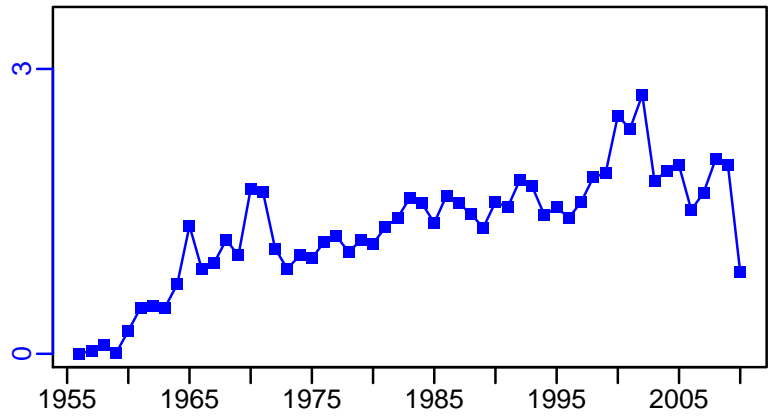
CPUE*



EFFORT*



CdivMSY-ratio (1956-2010-CHING)



Skipjack tuna Eastern Atlantic [SKJEATL]

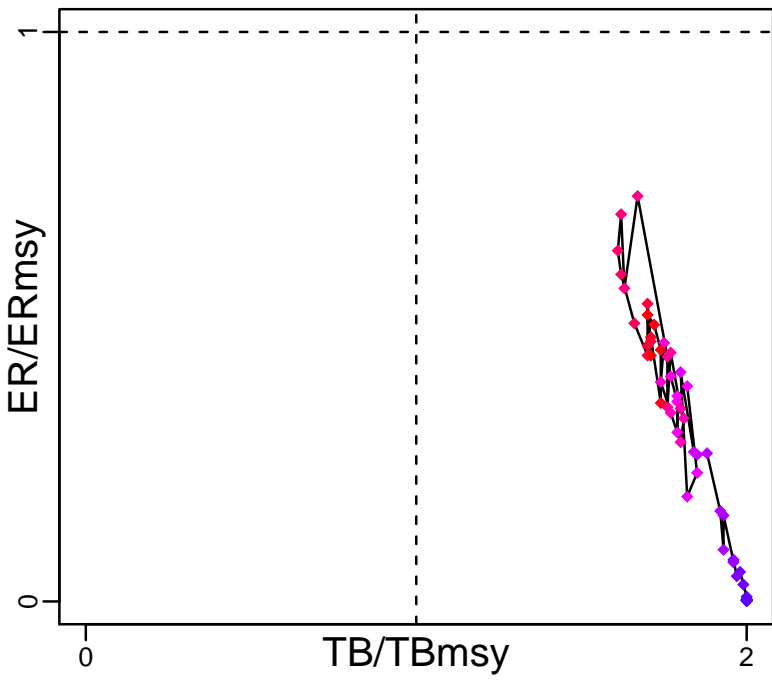
Metadata	
Scientific Name	Katsuwonus pelamis
Current Assess ID	ICCAT-SKJEATL-1951-2016-PONS
Area	Eastern Atlantic
Management Authority	International Commission for the Conservation of Atlantic Tunas
Assessor	International Commission for the Conservation of Atlantic Tunas
Asmts in RAM	2010, 2016

Reference Points			
Type	ID	Asmt Year	Value
TBmsy	TBmsy-extr-MT	2010	384,115
SSBmsy	-	-	-
Fmsy	Fmsy-1/yr	2010	0.637
ERmsy	ERmsy-calc-ratio	2010	0.407
TBmgt	-	-	-
SSBmgt	-	-	-
Fmgt	-	-	-
ERmgt	-	-	-
TB0	-	-	-
SSB0	-	-	-
MSY	MSY-MT	2010	156,500
M	-	-	-
TBlim	-	-	-
SSBlim	-	-	-
Flim	-	-	-
ERlim	-	-	-

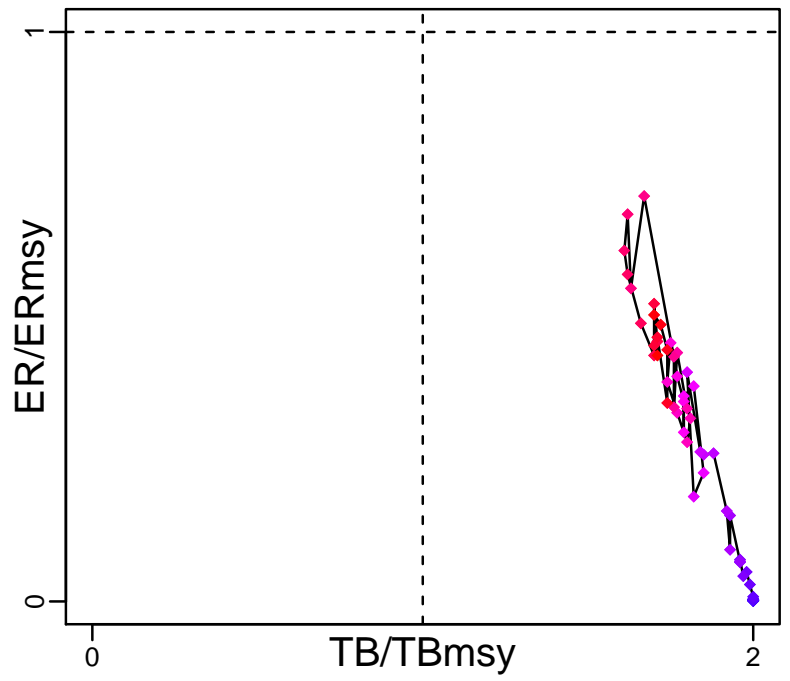
Time Series					
Type	ID	Asmt Year	Curr Value	Sex	Age
TB	TB-MT	2010	656,000	-	-
SSB	-	-	-	-	-
TN	-	-	-	-	-
R	-	-	-	-	-
F	F-1/yr	2010	0.172	-	-
ER	ER-ratio	2010	0.176	-	-
TC	TC-MT	2010	164,000		
TL	TL-MT	2016	217,000		
TB/TBmsy	TBdivTBmsy-dimensionless	2010	1.71		
SSB/SSBmsy	-	-	-		
F/Fmsy	FdivFmsy-dimensionless	2010	0.27		
ER/ERmsy	ER-ratio/ERmsy-calc-ratio	2010	0.432		
TB/TBmgt	-	-	-		
SSB/SSBmgt	-	-	-		
F/Fmgt	-	-	-		
ER/ERmgt	-	-	-		

Skipjack tuna Eastern Atlantic [SKJEATL]


Kobe MSYpref (1950–2010–CHING)



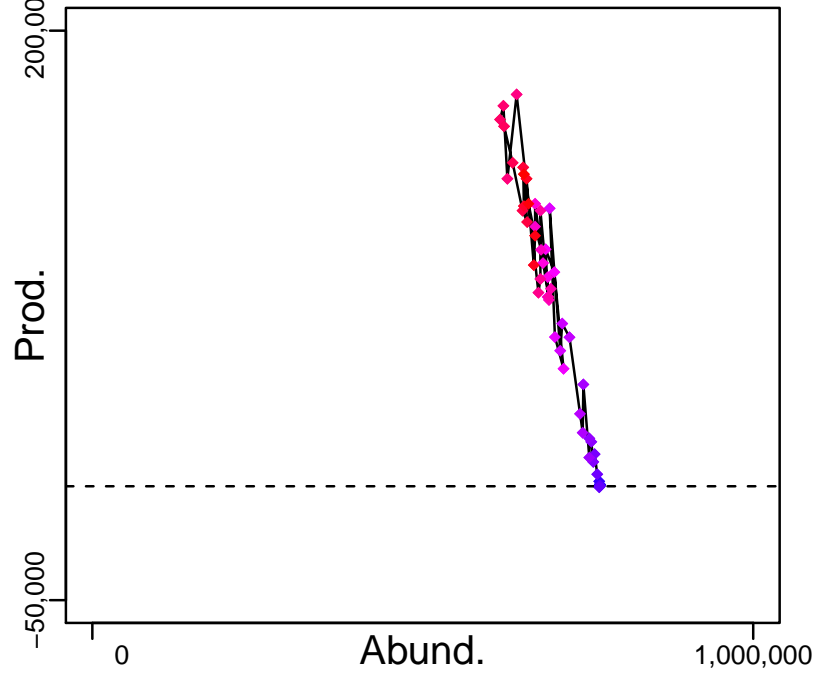
Kobe MGTpref (1950–2010–CHING)



Spawner Recruit*



Production (1950–2010–CHING)


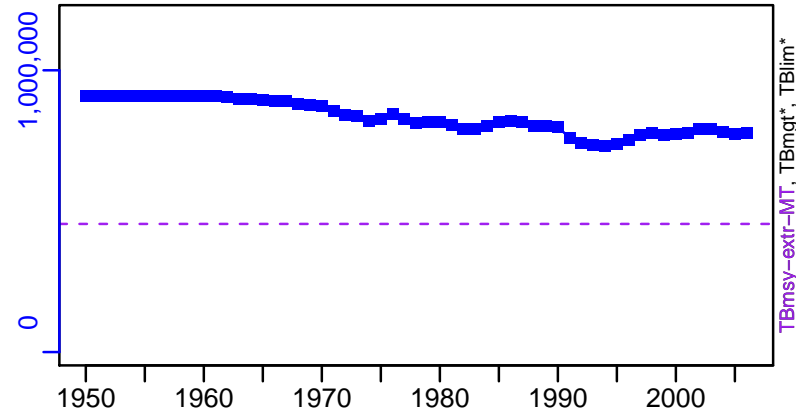


◆ Start Year ◆ End Year * No Data

Skipjack tuna Eastern Atlantic [SKJEATL]

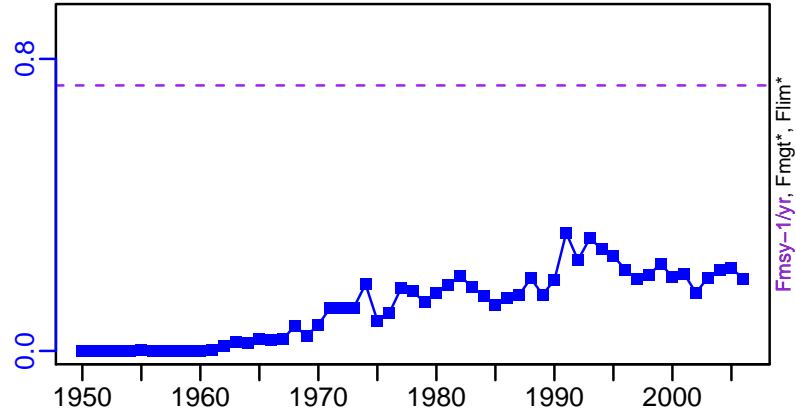

TB-MT (1950-2010-CHING)

SSB*



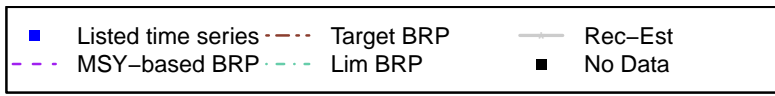

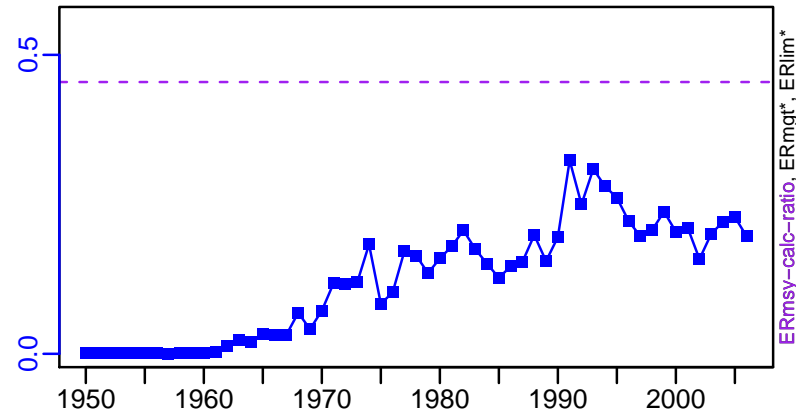
TN *

F-1/yr (1950-2010-CHING)



ER-ratio (1950-2010-CHING)

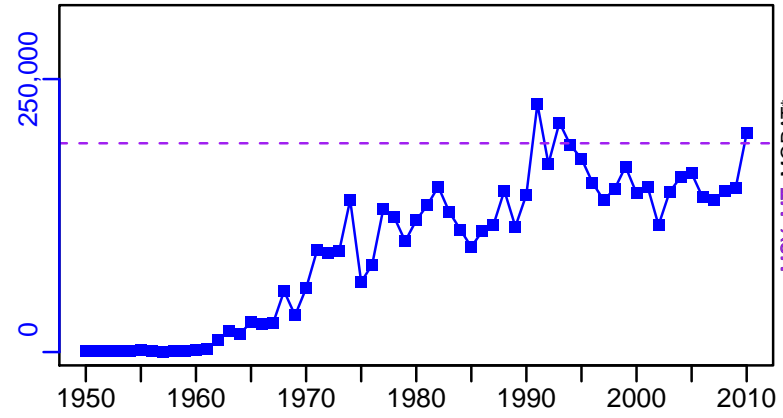
Recruits*



Skipjack tuna Eastern Atlantic [SKJEATL]


TC-MT, TL*, RecC* (1950-2010-CHING)

TAC*, Cpair*, Cadv*




MSY-MT, MORAT*


survB*



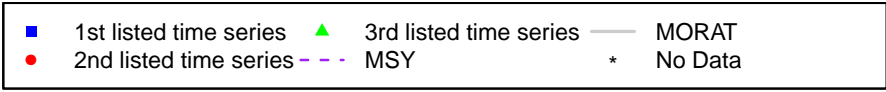
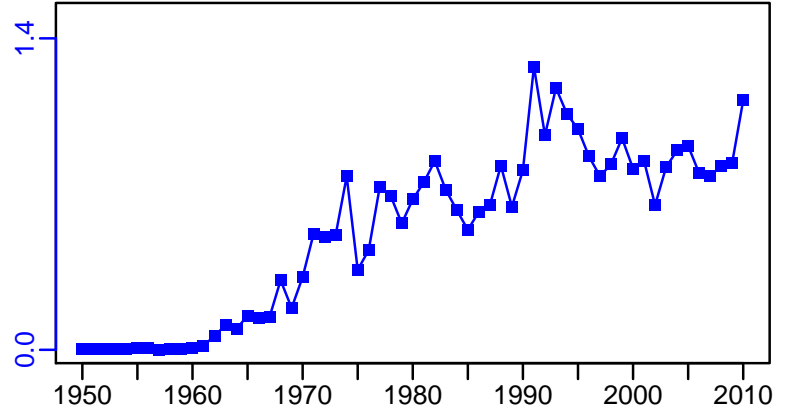
CPUE*



EFFORT*



CdivMSY-ratio (1950-2010-CHING)



Skipjack tuna Western Atlantic [SKJWATL]

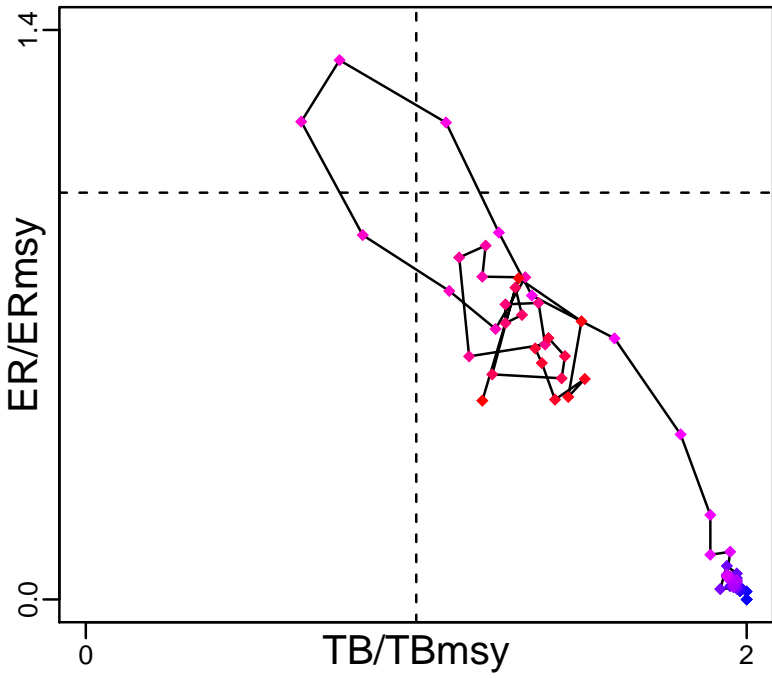
Metadata	
Scientific Name	Katsuwonus pelamis
Current Assess ID	ICCAT-SKJWATL-1950-2014-PONS
Area	Western Atlantic
Management Authority	International Commission for the Conservation of Atlantic Tunas
Assessor	International Commission for the Conservation of Atlantic Tunas
Asmts in RAM	2014

Reference Points			
Type	ID	Asmt Year	Value
TBmsy	TBmsy-MT	2014	29,160
SSBmsy	-	-	-
Fmsy	Fmsy-1/yr	2014	1.08
ERmsy	ERmsy-calc-ratio	2014	1.084
TBmgt	TBmgt-MT	2014	29,160
SSBmgt	-	-	-
Fmgt	Fmgt-1/yr	2014	1.08
ERmgt	-	-	-
TB0	-	-	-
SSB0	-	-	-
MSY	MSY-MT	2014	31,620
M	-	-	-
TBlim	-	-	-
SSBlim	-	-	-
Flim	-	-	-
ERlim	-	-	-

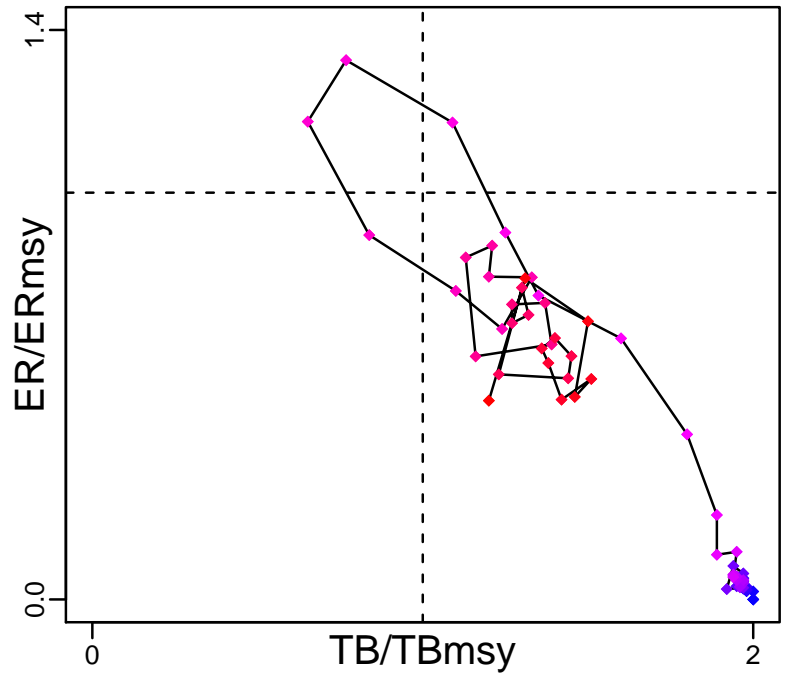
Time Series					
Type	ID	Asmt Year	Curr Value	Sex	Age
TB	TB-MT	2014	37,600	-	-
SSB	-	-	-	-	-
TN	-	-	-	-	-
R	-	-	-	-	-
F	F-1/yr	2014	0.74	-	-
ER	ER-calc-ratio	2014	0.53	-	-
TC	TC-MT	2014	18,600		
TL	-	-	-		
TB/TBmsy	TBdivTBmsy-dimensionless	2014	1.29		
SSB/SSBmsy	-	-	-		
F/Fmsy	FdivFmsy-dimensionless	2014	0.683		
ER/ERmsy	ER-calc-ratio/ERmsy-calc-ratio	2014	0.489		
TB/TBmgt	TB-MT/TBmgt-MT	2014	1.289		
SSB/SSBmgt	-	-	-		
F/Fmgt	F-1/yr/Fmgt-1/yr	2014	0.685		
ER/ERmgt	-	-	-		

Skipjack tuna Western Atlantic [SKJWATL]


Kobe MSYpref (1950–2014–PONS)



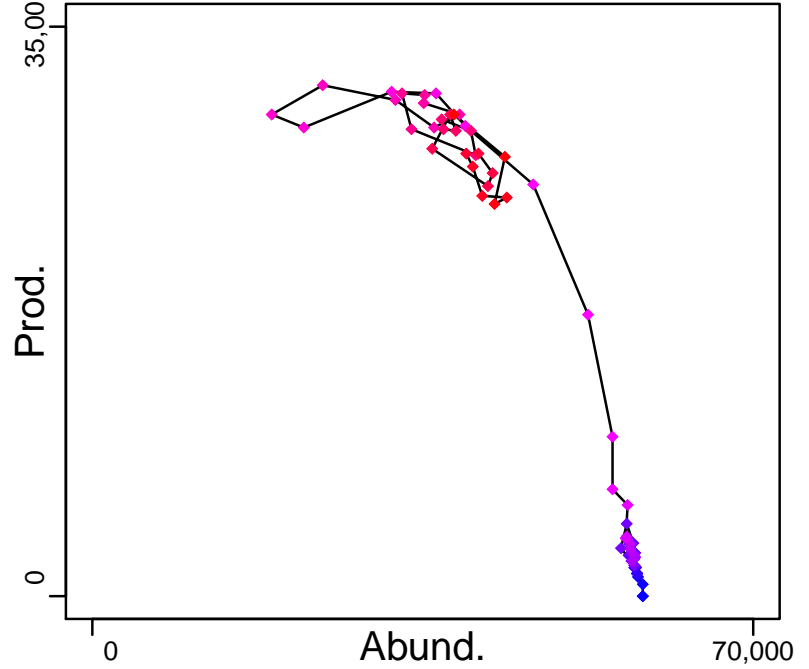
Kobe MGTpref (1950–2014–PONS)



Spawner Recruit*



Production (1950–2014–PONS)


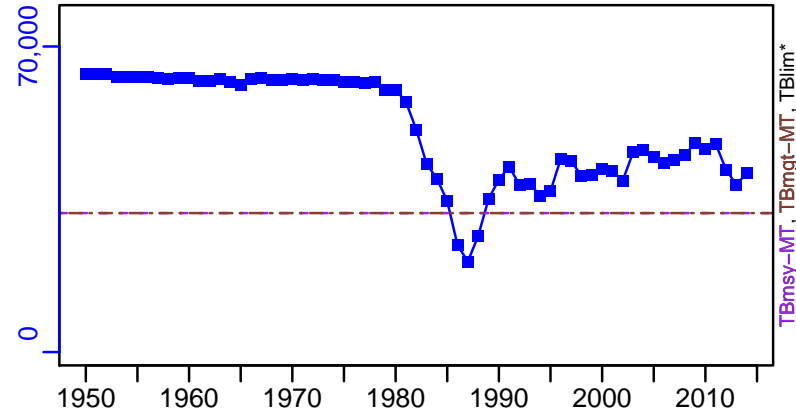


◆ Start Year ◆ End Year * No Data

Skipjack tuna Western Atlantic [SKJWATL]

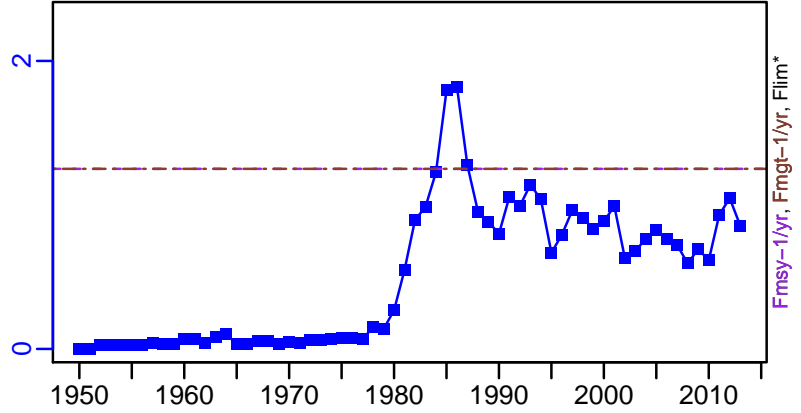

TB-MT (1950-2014-PONS)

SSB*



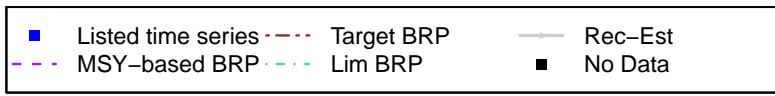
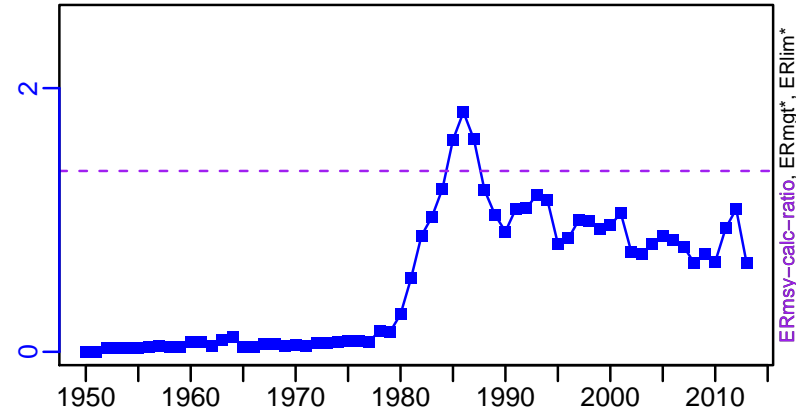
TN *

F-1/yr (1950-2014-PONS)



ER-calc-ratio (1950-2014-PONS)


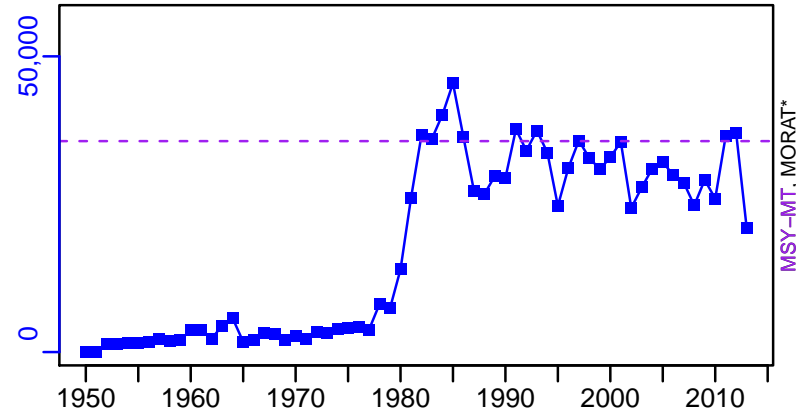
Recruits*




Skipjack tuna Western Atlantic [SKJWATL]

TC-MT, TL*, RecC* (1950-2014-PONS)


TAC*, Cpair*, Cadv*




survB*



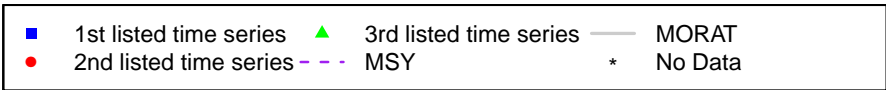
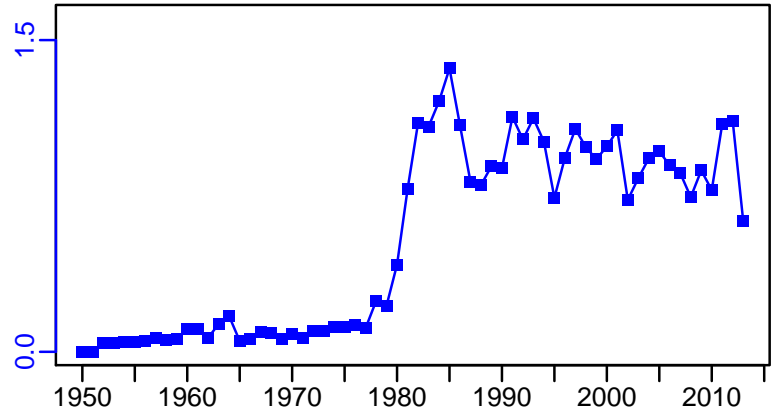
CPUE*



EFFORT*



CdivMSY-ratio (1950-2014-PONS)



Swordfish North Atlantic [SWORDNATL]

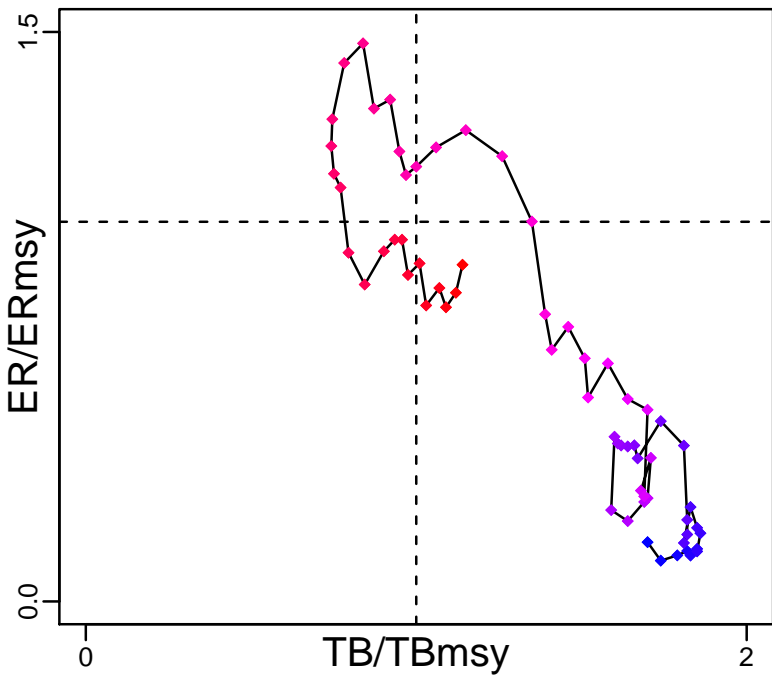
Metadata	
Scientific Name	Xiphias gladius
Current Assess ID	ICCAT-SWORDNATL-1950-2015-PONS
Area	Northern Atlantic
Management Authority	International Commission for the Conservation of Atlantic Tunas
Assessor	International Commission for the Conservation of Atlantic Tunas
Asmts in RAM	2011, 2015

Reference Points			
Type	ID	Asmt Year	Value
TBmsy	TBmsy-MT	2015	65,060
SSBmsy	-	-	-
Fmsy	Fmsy-1/yr	2015	0.21
ERmsy	ERmsy-calc-ratio	2015	0.211
TBmgt	TBmgt-MT	2015	65,060
SSBmgt	-	-	-
Fmgt	Fmgt-1/yr	2015	0.21
ERmgt	-	-	-
TB0	-	-	-
SSB0	-	-	-
MSY	MSY-MT	2015	13,700
M	-	-	-
TBlim	-	-	-
SSBlim	-	-	-
Flim	-	-	-
ERlim	-	-	-

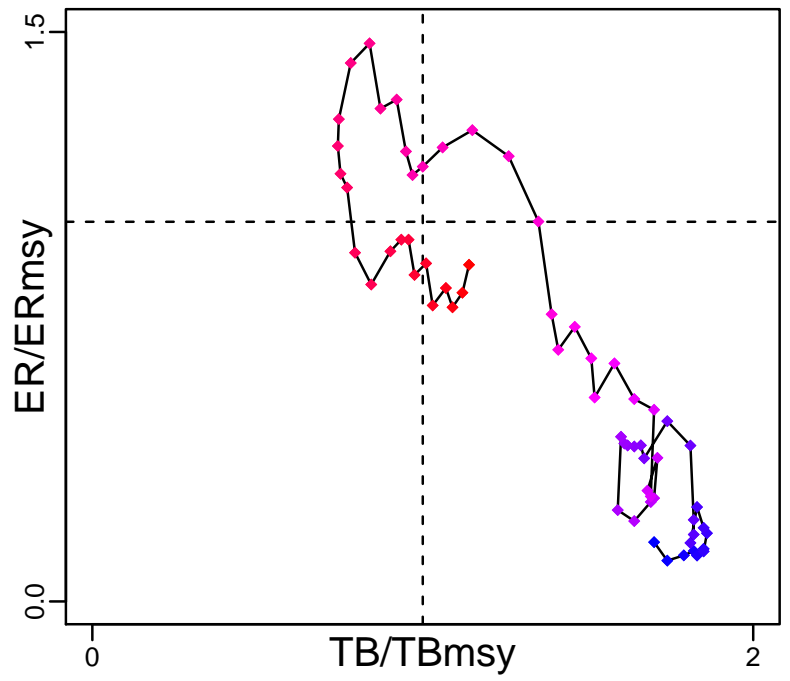
Time Series					
Type	ID	Asmt Year	Curr Value	Sex	Age
TB	TB-MT	2015	73,900	-	-
SSB	-	-	-	-	-
TN	-	-	-	-	-
R	-	-	-	-	-
F	F-1/yr	2015	0.17	-	-
ER	ER-calc-ratio	2015	0.187	-	-
TC	TC-MT	2015	12,000		
TL	-	-	-		
TB/TBmsy	TBdivTBmsy-dimensionless	2015	1.14		
SSB/SSBmsy	-	-	-		
F/Fmsy	FdivFmsy-dimensionless	2015	0.812		
ER/ERmsy	ER-calc-ratio/ERmsy-calc-ratio	2015	0.887		
TB/TBmgt	TB-MT/TBmgt-MT	2015	1.136		
SSB/SSBmgt	-	-	-		
F/Fmgt	F-1/yr/Fmgt-1/yr	2015	0.81		
ER/ERmgt	-	-	-		

Swordfish North Atlantic [SWORDNATL]


Kobe MSYpref (1950–2015–PONS)



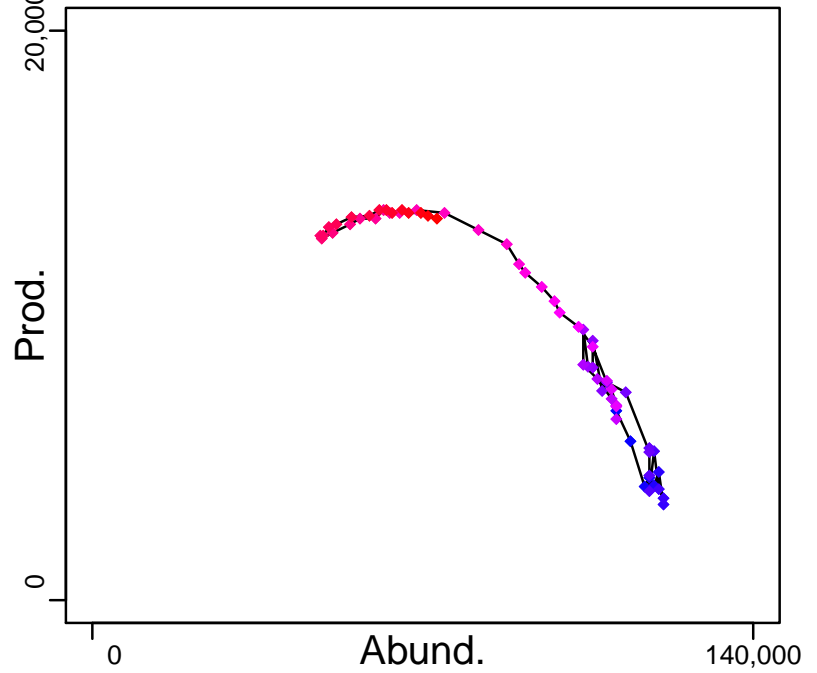
Kobe MGTpref (1950–2015–PONS)



Spawner Recruit*



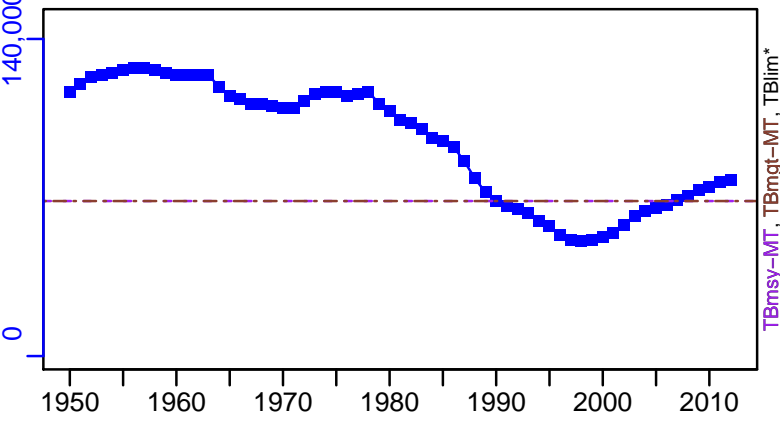
Production (1950–2015–PONS)



◆ Start Year ◆ End Year * No Data

Swordfish North Atlantic [SWORDNATL]


TB-MT (1950-2015-PONS)



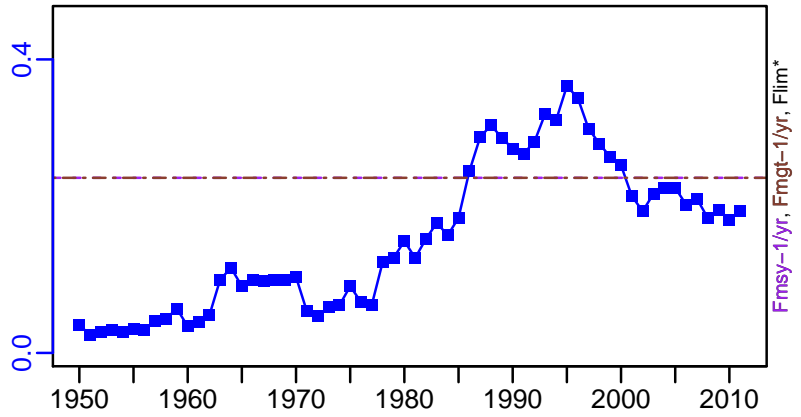
TBmsy-MT, TBmgt-MT, TBlim*

TN *

SSB*



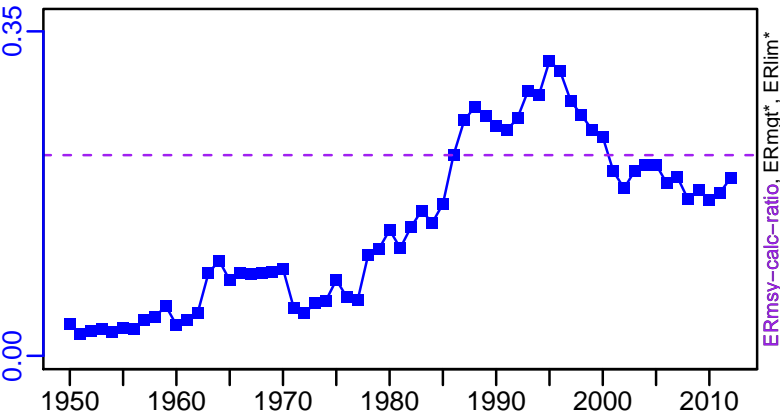
F-1/yr (1950-2015-PONS)



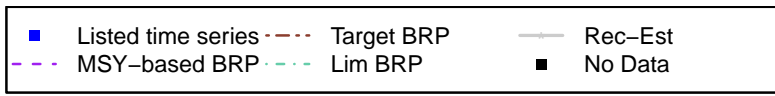
Fmsy-1/yr, Fmgt-1/yr, Flim*

Recruits*

ER-calc-ratio (1950-2015-PONS)





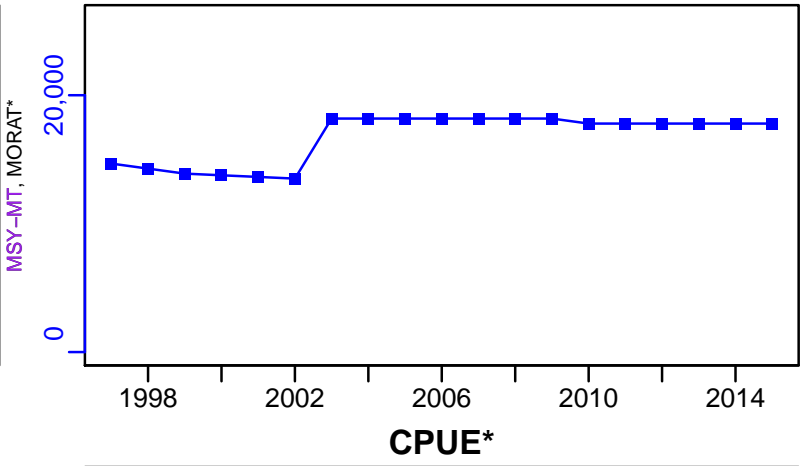
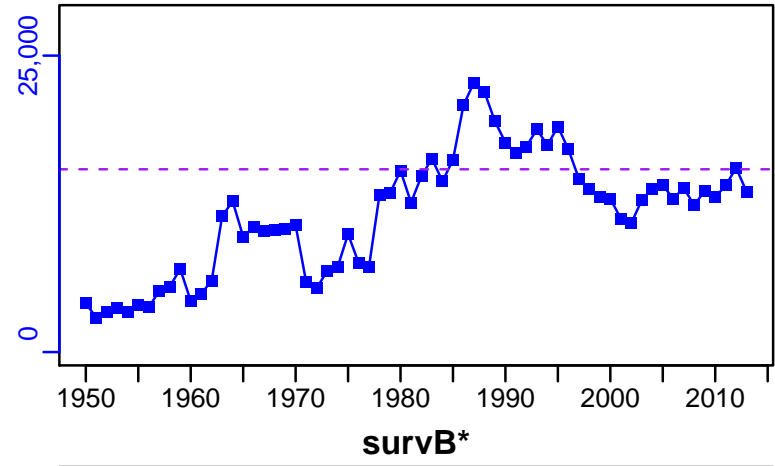
ERmsy-calc-ratio, ERmgt*, ERlim*



Swordfish North Atlantic [SWORDNATL]

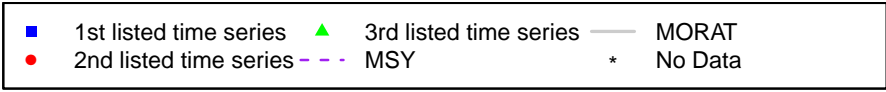
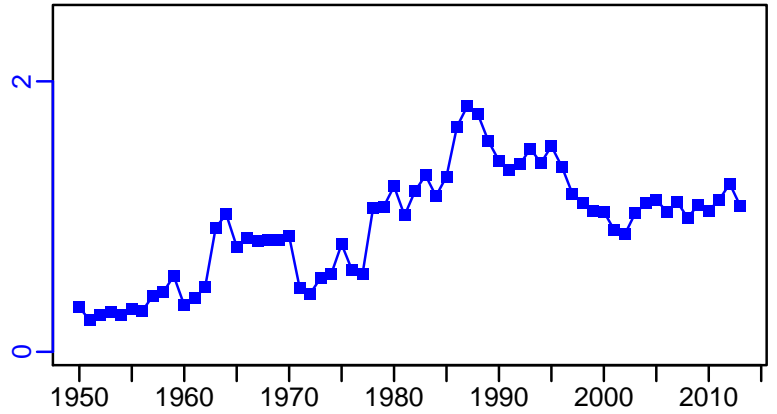
TC-MT, TL*, RecC* (1950-2015-PONS)

TAC-MT, Cpair*, Cadv* (1950-2015-PONS)



EFFORT*

CdivMSY-ratio (1950-2015-PONS)



Swordfish South Atlantic [SWORDSATL]

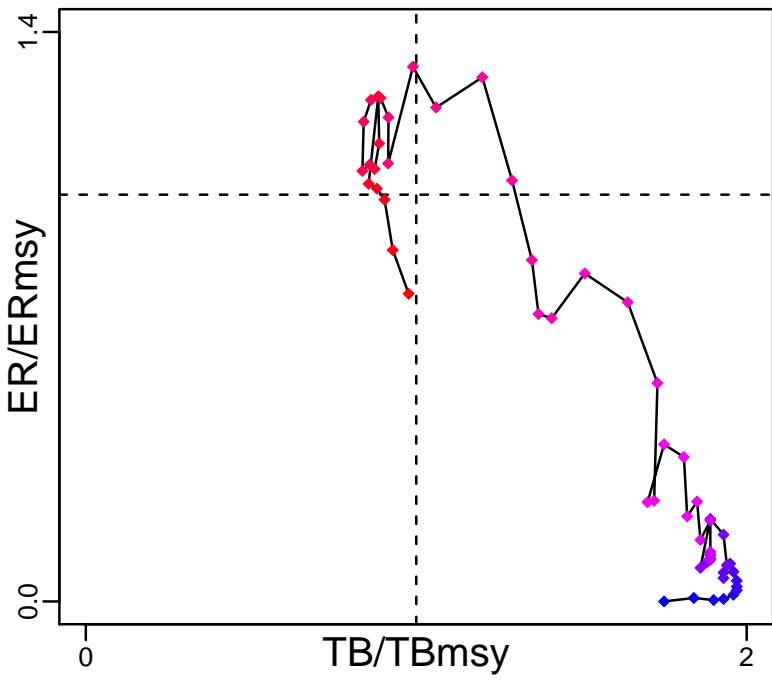
Metadata	
Scientific Name	Xiphias gladius
Current Assess ID	ICCAT-SWORDSATL-1950-2015-PONS
Area	South Atlantic
Management Authority	International Commission for the Conservation of Atlantic Tunas
Assessor	International Commission for the Conservation of Atlantic Tunas
Asmts in RAM	2015

Reference Points			
Type	ID	Asmt Year	Value
TBmsy	TBmsy-MT	2015	58,360
SSBmsy	-	-	-
Fmsy	Fmsy-1/yr	2015	0.24
ERmsy	ERmsy-calc-ratio	2015	0.243
TBmgt	TBmgt-MT	2015	58,360
SSBmgt	-	-	-
Fmgt	Fmgt-1/yr	2015	0.24
ERmgt	-	-	-
TB0	-	-	-
SSB0	-	-	-
MSY	MSY-MT	2015	14,210
M	-	-	-
TBlim	-	-	-
SSBlim	-	-	-
Flim	-	-	-
ERlim	-	-	-

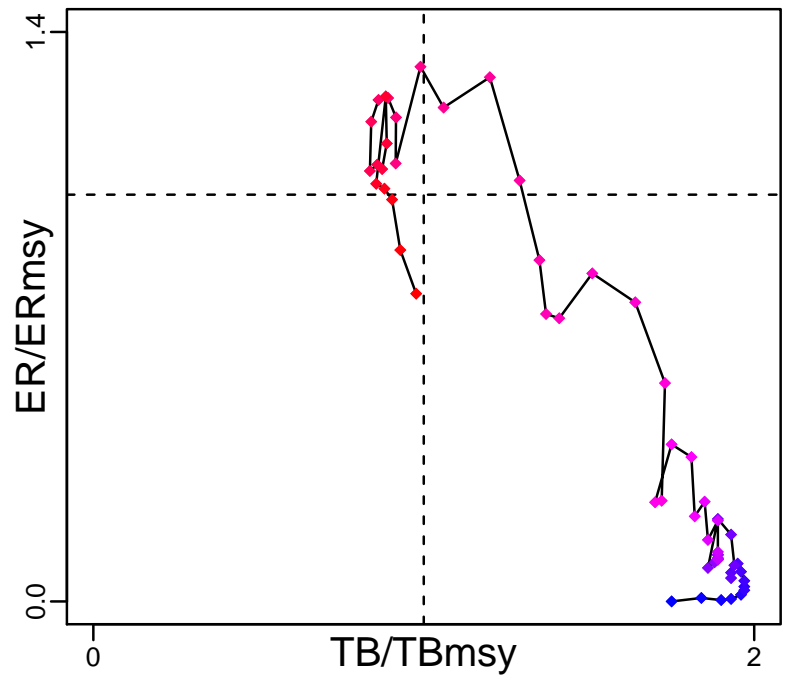
Time Series					
Type	ID	Asmt Year	Curr Value	Sex	Age
TB	TB-MT	2015	57,000	-	-
SSB	-	-	-	-	-
TN	-	-	-	-	-
R	-	-	-	-	-
F	F-1/yr	2015	0.204	-	-
ER	ER-calc-ratio	2015	0.184	-	-
TC	TC-MT	2015	7820		
TL	-	-	-		
TB/TBmsy	TBdivTBmsy-dimensionless	2015	0.977		
SSB/SSBmsy	-	-	-		
F/Fmsy	FdivFmsy-dimensionless	2015	0.839		
ER/ERmsy	ER-calc-ratio/ERmsy-calc-ratio	2015	0.757		
TB/TBmgt	TB-MT/TBmgt-MT	2015	0.977		
SSB/SSBmgt	-	-	-		
F/Fmgt	F-1/yr/Fmgt-1/yr	2015	0.85		
ER/ERmgt	-	-	-		

Swordfish South Atlantic [SWORDSATL]


Kobe MSYpref (1950–2015–PONS)



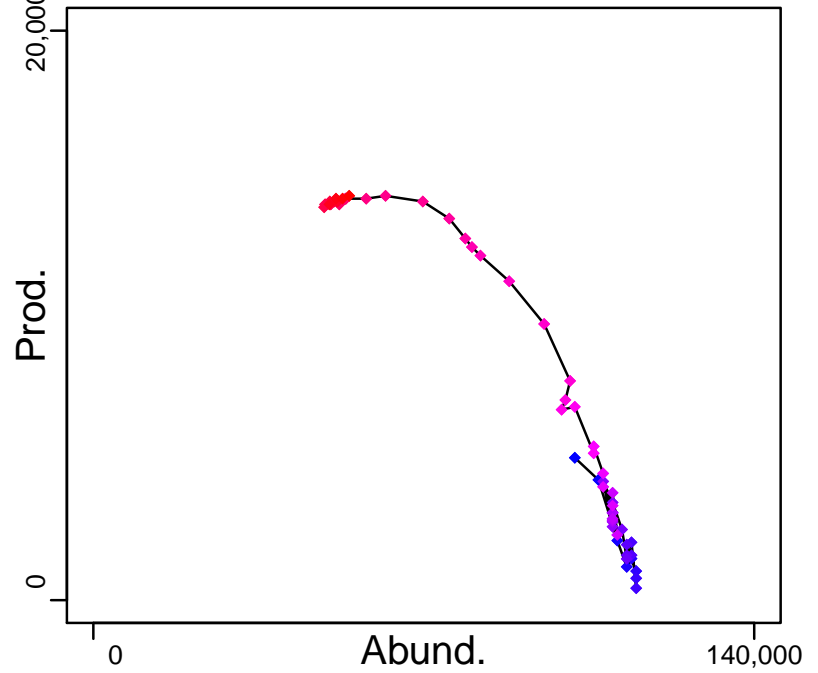
Kobe MGTpref (1950–2015–PONS)



Spawner Recruit*



Production (1950–2015–PONS)


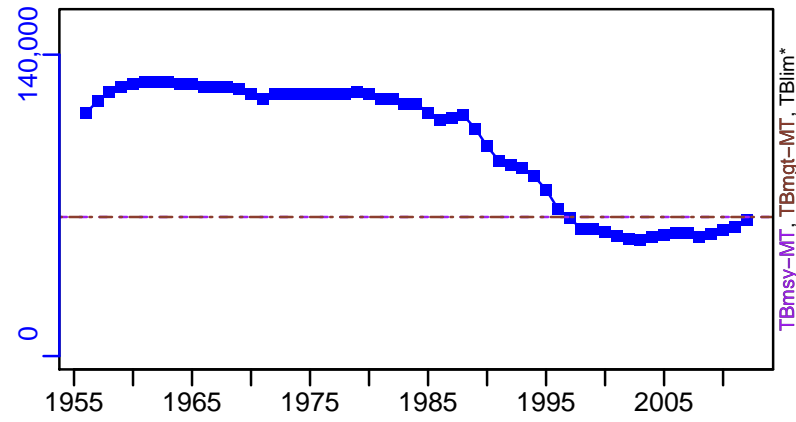


◆ Start Year ◆ End Year * No Data

Swordfish South Atlantic [SWORDSATL]

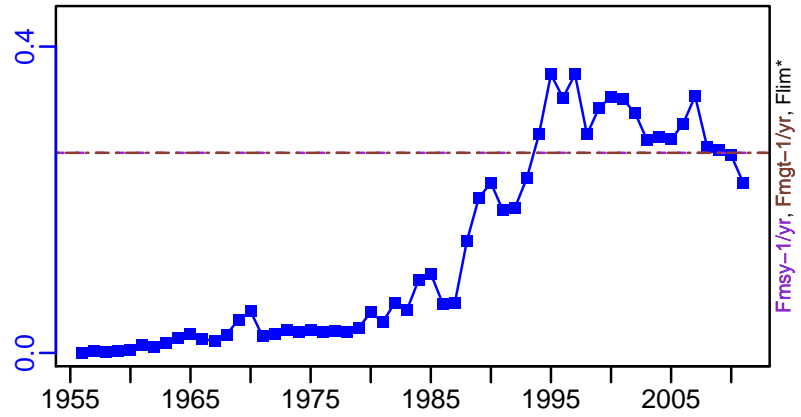

TB-MT (1950-2015-PONS)

SSB*



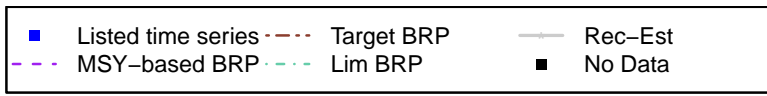
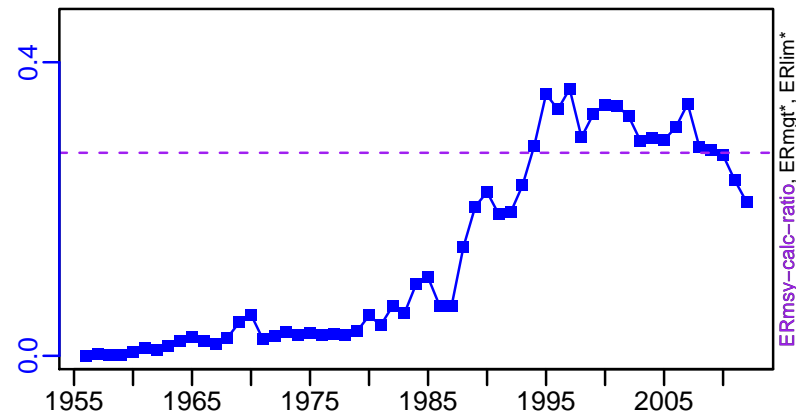
TN *

F-1/yr (1950-2015-PONS)



ER-calc-ratio (1950-2015-PONS)



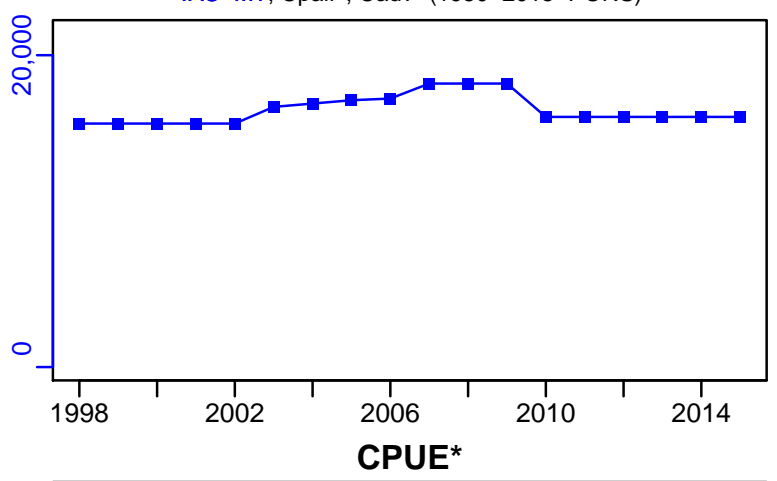
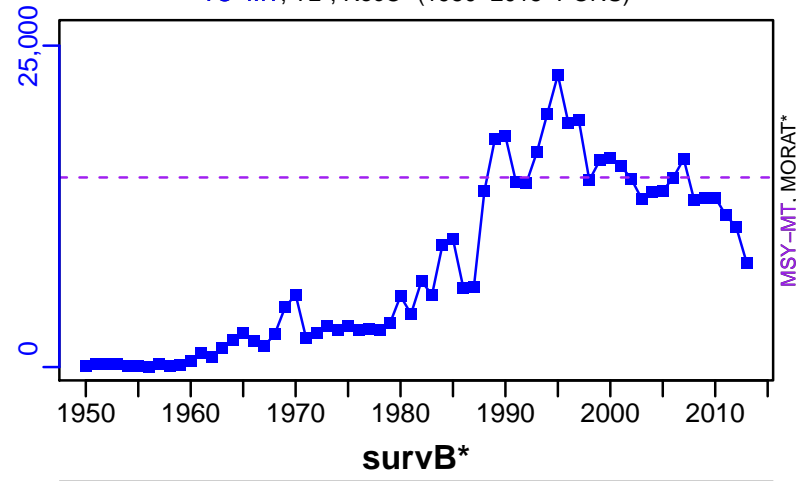
Recruits*



Swordfish South Atlantic [SWORDSATL]

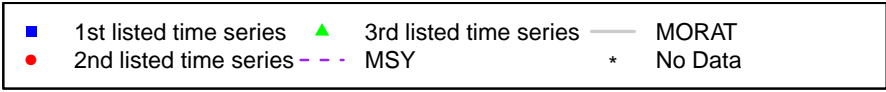
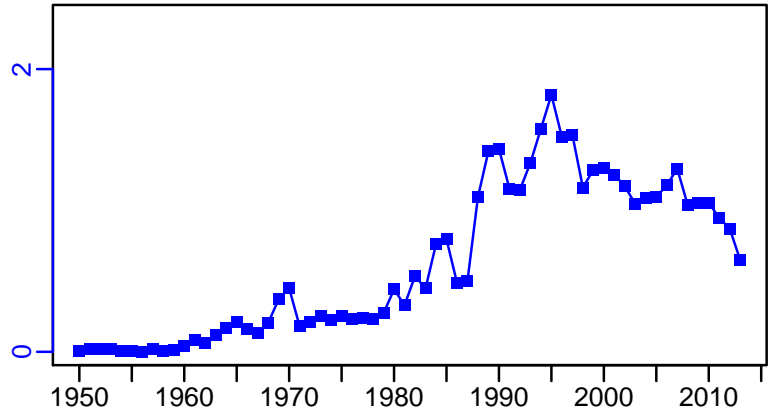
TC-MT, TL*, RecC* (1950-2015-PONS)

TAC-MT, Cpair*, Cadv* (1950-2015-PONS)



EFFORT*

CdivMSY-ratio (1950-2015-PONS)



White marlin Atlantic [WMARLINATL]

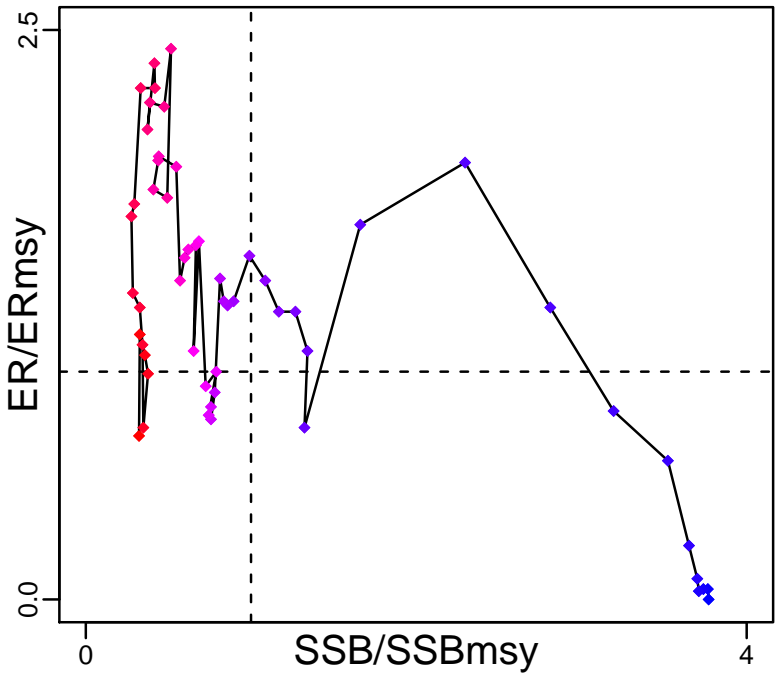
Metadata	
Scientific Name	Tetrapturus albidus
Current Assess ID	ICCAT-WMARLINATL-1956-2011-CHING
Area	Atlantic Ocean
Management Authority	International Commission for the Conservation of Atlantic Tunas
Assessor	International Commission for the Conservation of Atlantic Tunas
Asmts in RAM	2011

Reference Points			
Type	ID	Asmt Year	Value
TBmsy	TBmsy-extr-MT	2011	19,122
SSBmsy	SSBmsy-MT	2011	2191
Fmsy	Fmsy-1/yr	2011	0.094
ERmsy	ERmsy-ratio	2011	0.11
TBmgt	-	-	-
SSBmgt	-	-	-
Fmgt	-	-	-
ERmgt	-	-	-
TB0	TB0-MT	2011	36,234
SSB0	-	-	-
MSY	MSY-MT	2011	1239
M	-	-	-
TBlim	-	-	-
SSBlim	-	-	-
Flim	-	-	-
ERlim	-	-	-

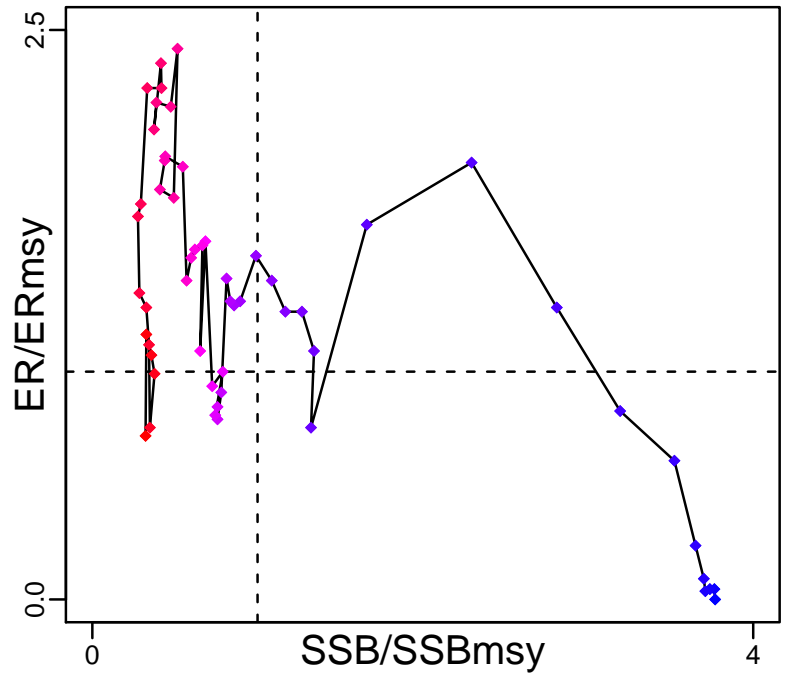
Time Series					
Type	ID	Asmt Year	Curr Value	Sex	Age
TB	TB-MT	2011	8310	-	-
SSB	SSB-MT	2011	706	-	-
TN	-	-	-	-	-
R	R-E00	2011	85,200	-	-
F	-	-	-	-	-
ER	ER-ratio	2011	0.079	-	-
TC	TC-MT	2011	434		
TL	-	-	-		
TB/TBmsy	TBdivTBmsy-dimensionless	2011	0.4		
SSB/SSBmsy	SSB-MT/SSBmsy-MT	2011	0.322		
F/Fmsy	FdivFmsy-dimensionless	2011	0.84		
ER/ERmsy	ER-ratio/ERmsy-ratio	2011	0.718		
TB/TBmgt	-	-	-		
SSB/SSBmgt	-	-	-		
F/Fmgt	-	-	-		
ER/ERmgt	-	-	-		

White marlin Atlantic [WMARLINATL]

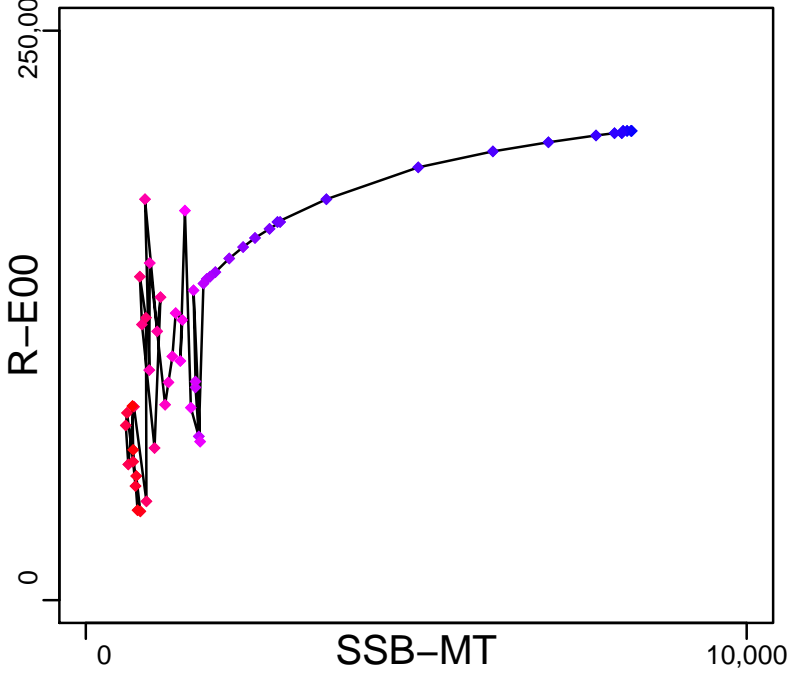
Kobe MSYpref (1956–2011–CHING)



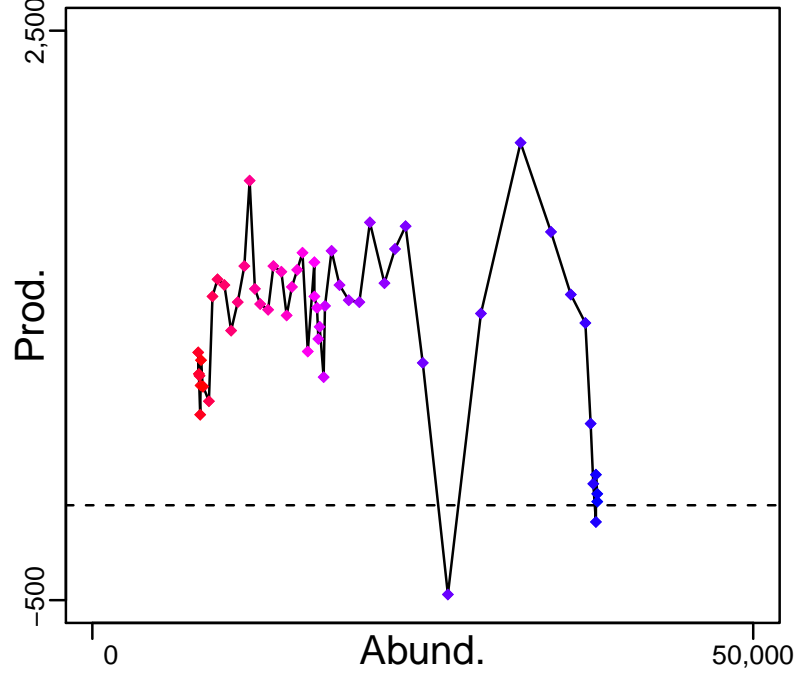
Kobe MGTpref (1956–2011–CHING)



Spawner Recruit (1956–2011–CHING)



Production (1956–2011–CHING)



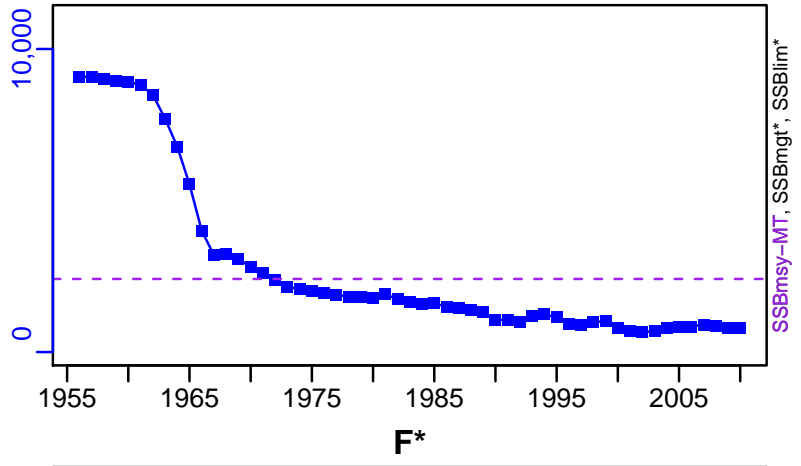
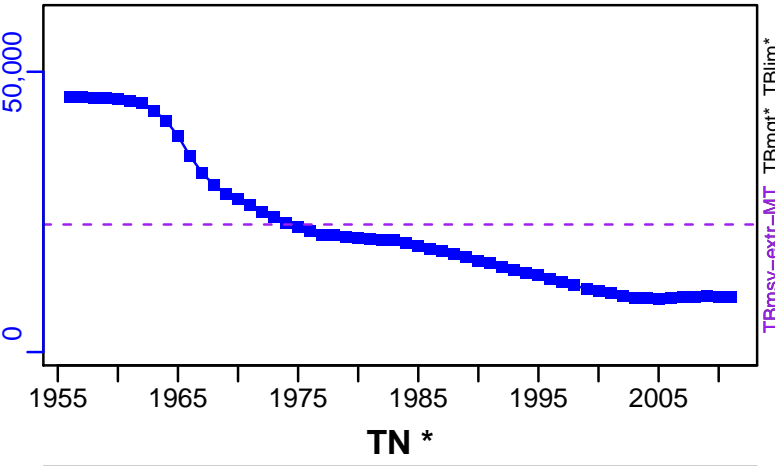


◆ Start Year ◆ End Year * No Data

White marlin Atlantic [WMARLINATL]

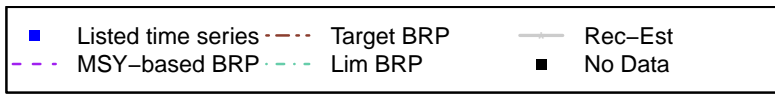
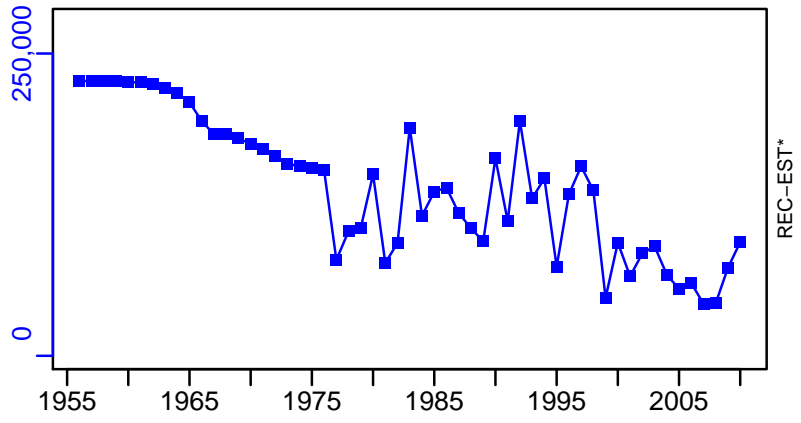
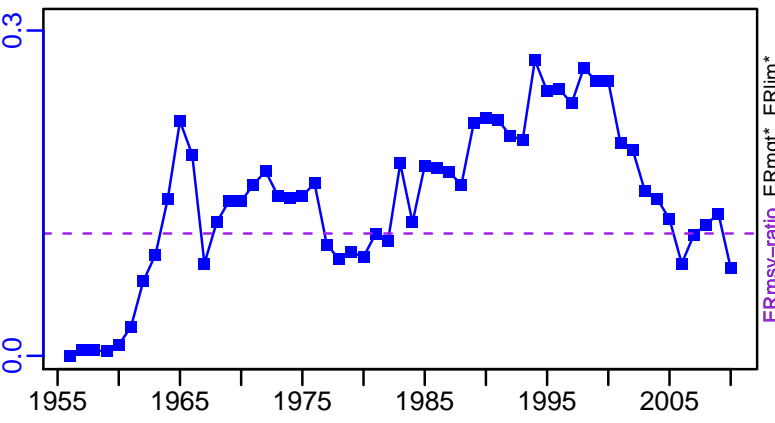
TB-MT (1956-2011-CHING)

SSB-MT (1956-2011-CHING)



ER-ratio (1956-2011-CHING)


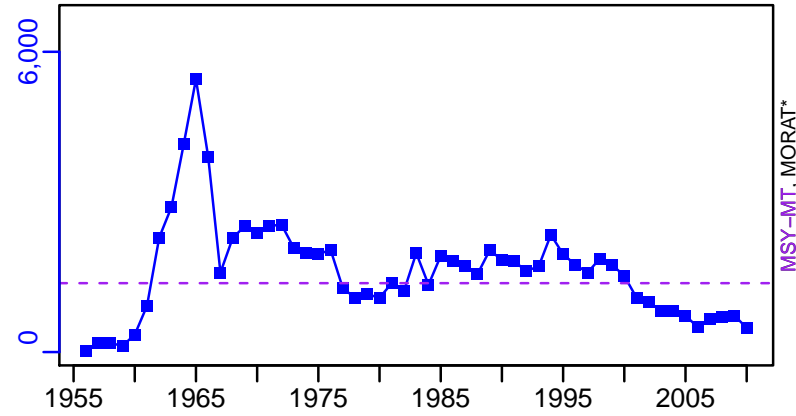
R-E00 (1956-2011-CHING)



White marlin Atlantic [WMARLINATL]



TC-MT, TL*, RecC* (1956-2011-CHING)

TAC*, Cpair*, Cadv*



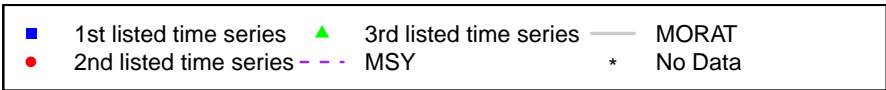
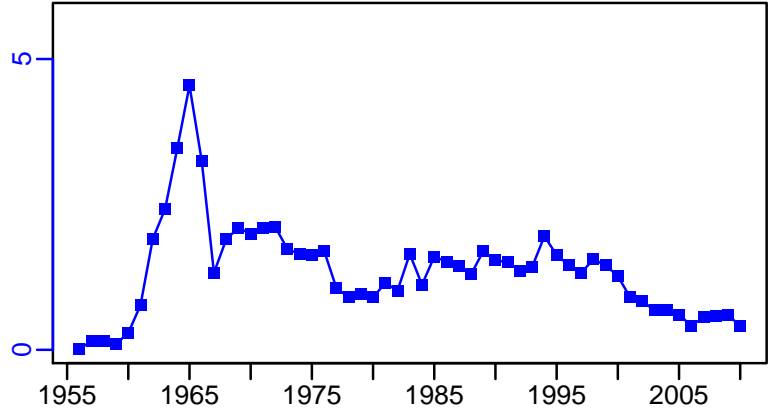

survB*

CPUE*



EFFORT*

CdivMSY-ratio (1956-2011-CHING)



Yellowfin tuna Atlantic [YFINATL]

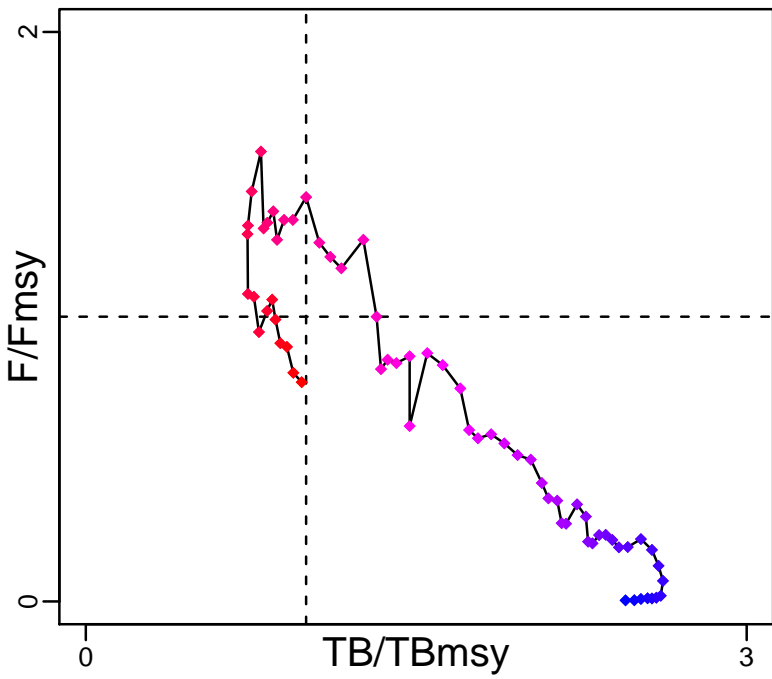
Metadata	
Scientific Name	Thunnus albacares
Current Assess ID	ICCAT-YFINATL-1950-2016-PONS
Area	Atlantic Ocean
Management Authority	International Commission for the Conservation of Atlantic Tunas
Assessor	International Commission for the Conservation of Atlantic Tunas
Asmts in RAM	2011, 2016

Reference Points			
Type	ID	Asmt Year	Value
TBmsy	TBmsy-extr-MT	2016	739,814
SSBmsy	-	-	-
Fmsy	Fmsy-extr-1/yr	2016	0.17
ERmsy	ERmsy-calc-ratio	2011	0.257
TBmgt	-	-	-
SSBmgt	-	-	-
Fmgt	-	-	-
ERmgt	-	-	-
TB0	-	-	-
SSB0	-	-	-
MSY	MSY-MT	2011	144,600
M	-	-	-
TBlim	-	-	-
SSBlim	-	-	-
Flim	-	-	-
ERlim	-	-	-

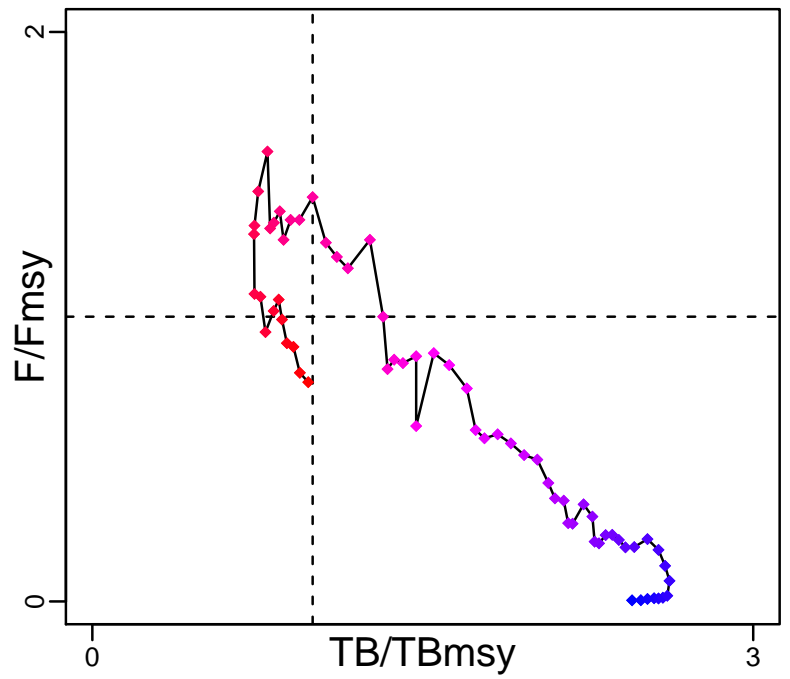
Time Series					
Type	ID	Asmt Year	Curr Value	Sex	Age
TB	TB-MT	2016	725,000	-	-
SSB	-	-	-	-	-
TN	-	-	-	-	-
R	-	-	-	-	-
F	F-1/yr	2016	0.131	-	-
ER	ER-calc-ratio	2016	0.134	-	-
TC	TC-MT	2011	108,000		
TL	TL-MT	2016	128,000		
TB/TBmsy	TBdivTBmsy-dimensionless	2016	0.98		
SSB/SSBmsy	-	-	-		
F/Fmsy	FdivFmsy-dimensionless	2016	0.77		
ER/ERmsy	ER-ratio/ERmsy-calc-ratio	2011	1.074		
TB/TBmgt	-	-	-		
SSB/SSBmgt	-	-	-		
F/Fmgt	-	-	-		
ER/ERmgt	-	-	-		

Yellowfin tuna Atlantic [YFINATL]


Kobe MSYpref (1950–2016–PONS)



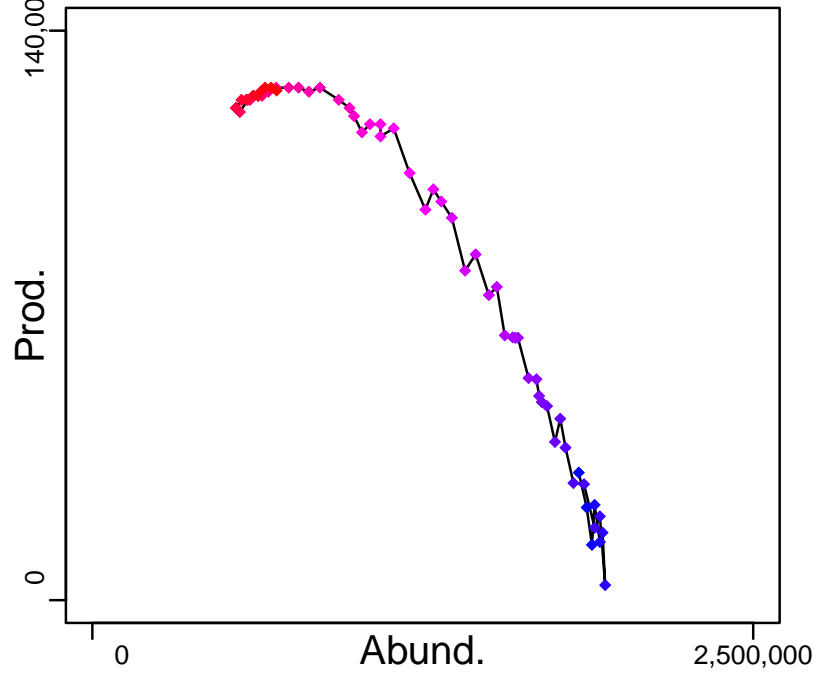
Kobe MGTpref (1950–2016–PONS)



Spawner Recruit*



Production (1950–2016–PONS)


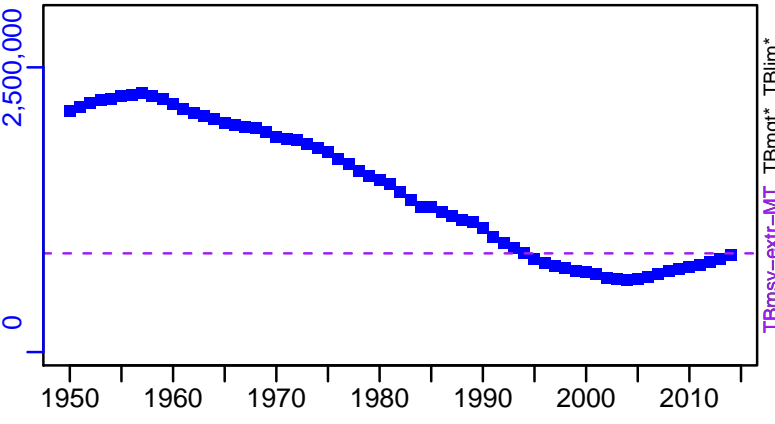


◆ Start Year ◆ End Year * No Data

Yellowfin tuna Atlantic [YFINATL]

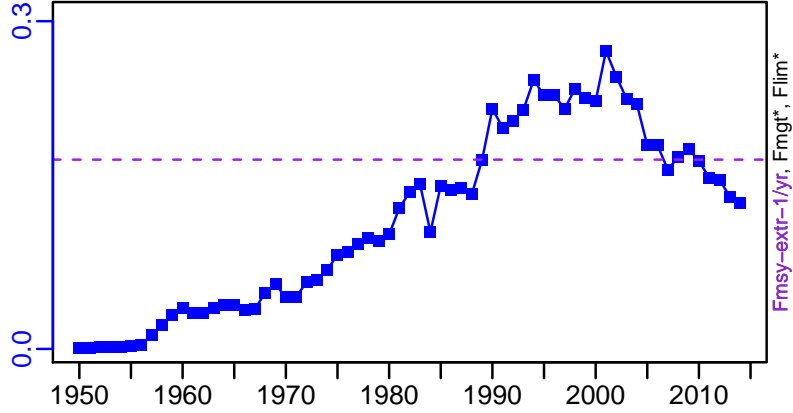

TB-MT (1950-2016-PONS)

SSB*



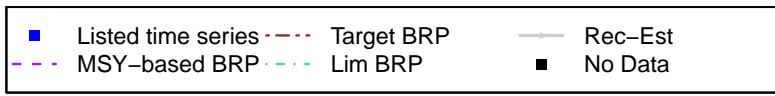

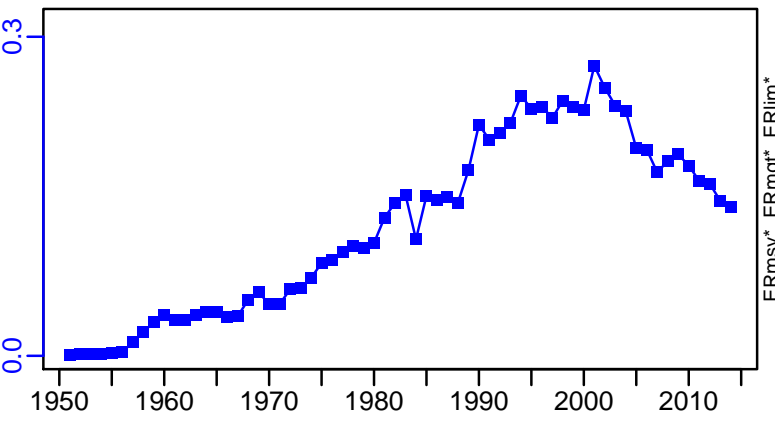
TN *

F-1/yr (1950-2016-PONS)



ER-calc-ratio (1950-2016-PONS)


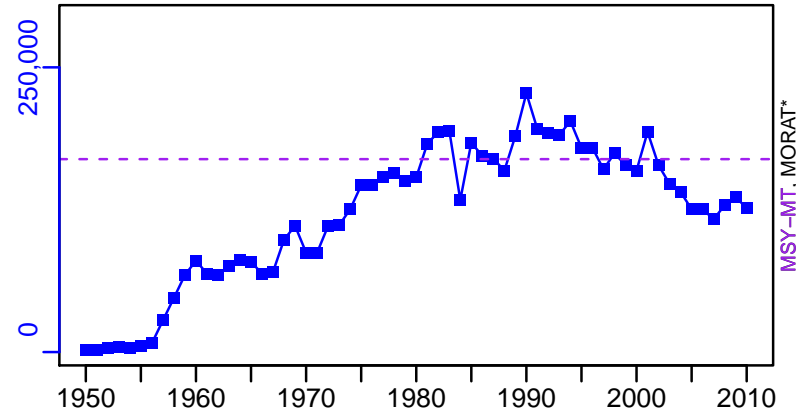
Recruits*




Yellowfin tuna Atlantic [YFINATL]

TC-MT, TL*, RecC* (1950-2011-CHING)


TAC*, Cpair*, Cadv*




survB*



CPUE*



EFFORT*



CdivMSY-ratio (1950-2011-CHING)

