



USC University of
Southern California

Individual Report for Instructor Wang (30161-20173 : CSCI-599 Special Topics (30161))

Viterbi Student Course Evaluations - Fall 2017

Project Audience 6

Responses Received 5

Response Ratio 83.33%

Subject Details

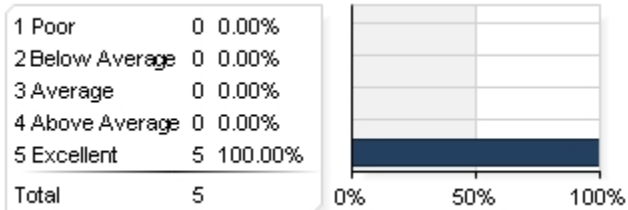
Name	CSCI-599 Special Topics (30161)
Section	30161-20173
Course_ID	CSCI-599
Course Type	Lecture
Course Department	CSCI
School	ENGR
First Name	Chao
Last Name	Wang
Email	wang626@usc.edu

Creation Date Tue, Feb 27, 2018



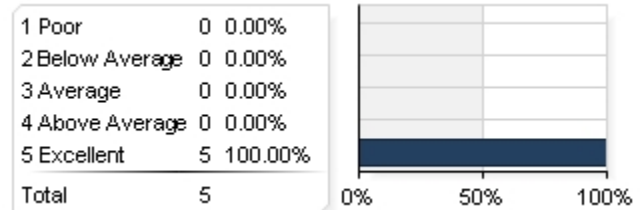
How would you rate the instructor's effectiveness on the following items?

1. Clearly articulated course goals.



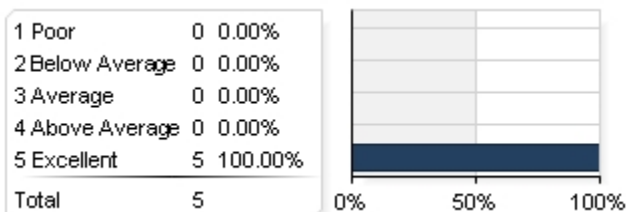
Statistics	Value
Mean	5.00
Median	5.00
Mode	5
Standard Deviation	0.00

2. Organized course to achieve those goals.



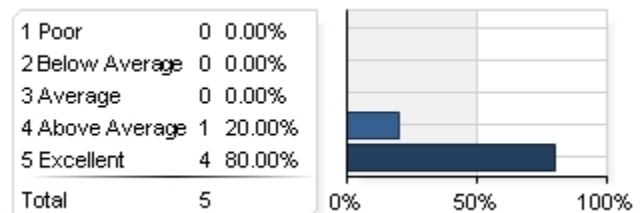
Statistics	Value
Mean	5.00
Median	5.00
Mode	5
Standard Deviation	0.00

3. Carefully explained difficult concepts, methods, and subject matter.



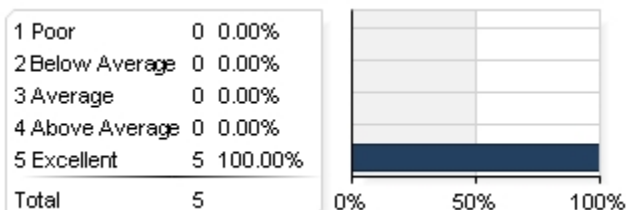
Statistics	Value
Mean	5.00
Median	5.00
Mode	5
Standard Deviation	0.00

4. Encouraged students to participate in their learning (e.g., through discussion, projects, study groups and other appropriate activities).



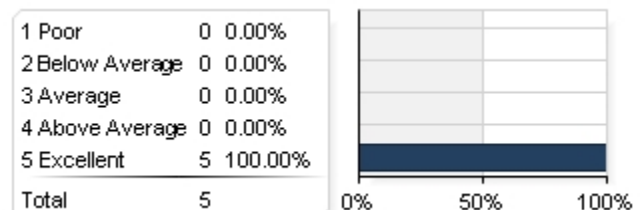
Statistics	Value
Mean	4.80
Median	5.00
Mode	5
Standard Deviation	0.45

5. Was accessible to students (e.g., during office hours, before and after class, etc.).



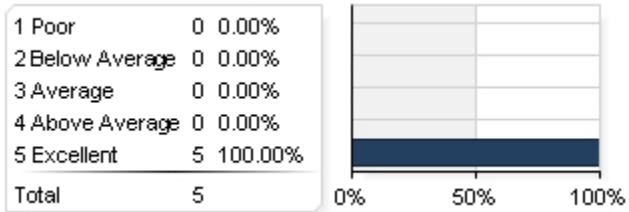
Statistics	Value
Mean	5.00
Median	5.00
Mode	5
Standard Deviation	0.00

6. Evaluated student work in fair and appropriate ways.



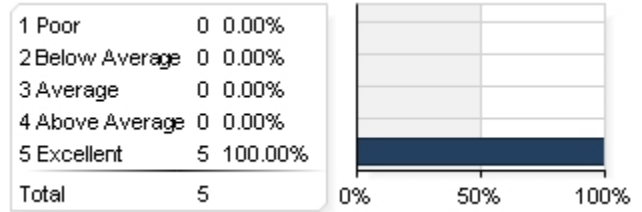
Statistics	Value
Mean	5.00
Median	5.00
Mode	5
Standard Deviation	0.00

7. Was enthusiastic about communicating the subject matter.



Statistics	Value
Mean	5.00
Median	5.00
Mode	5
Standard Deviation	0.00

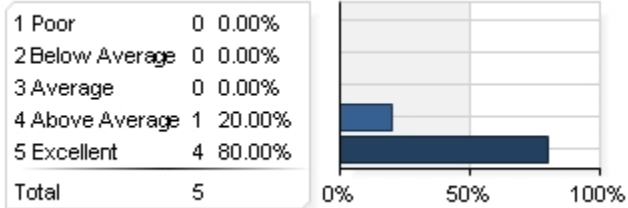
8. Stimulated student interest in the subject matter.



Statistics	Value
Mean	5.00
Median	5.00
Mode	5
Standard Deviation	0.00

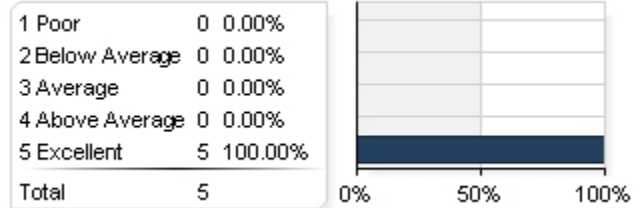
How would you rate the instructor's effectiveness on the following items? (continued)

9. Presented subject matter in ways that were academically challenging.



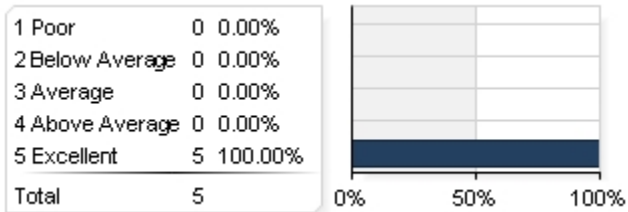
Statistics	Value
Mean	4.80
Median	5.00
Mode	5
Standard Deviation	0.45

10. Provided students a valuable learning experience.



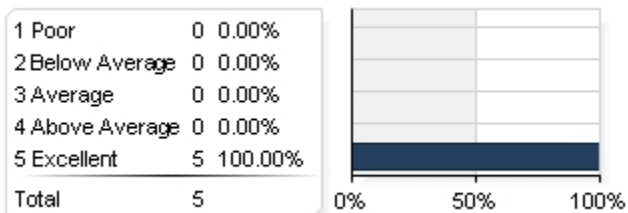
Statistics	Value
Mean	5.00
Median	5.00
Mode	5
Standard Deviation	0.00

Overall, how would you rate this instructor?



Statistics	Value
Mean	5.00
Median	5.00
Mode	5
Standard Deviation	0.00

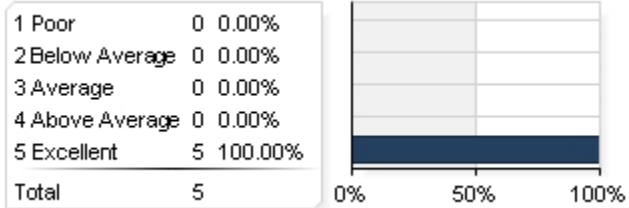
Overall, how would you rate this course?



Statistics	Value
Mean	5.00
Median	5.00
Mode	5
Standard Deviation	0.00

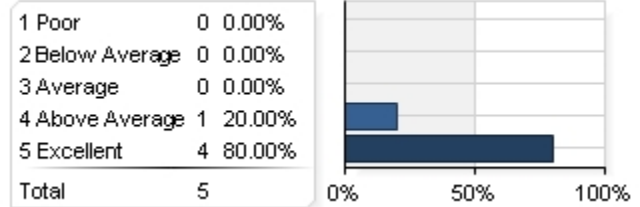
Viterbi Supplemental Instructor Items

1. The instructor provided a good plan for the course.



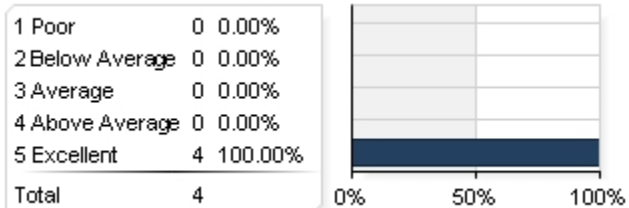
Statistics	Value
Mean	5.00
Median	5.00
Mode	5
Standard Deviation	0.00

2. Graded work was returned in a timely fashion.



Statistics	Value
Mean	4.80
Median	5.00
Mode	5
Standard Deviation	0.45

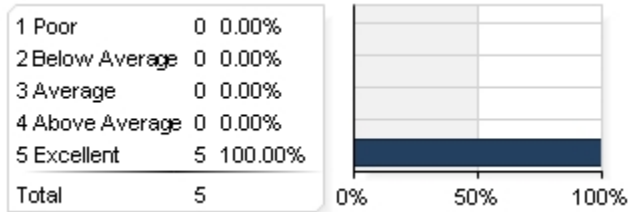
3. There was adequate coordination between the teaching assistant / grader and the instructor.



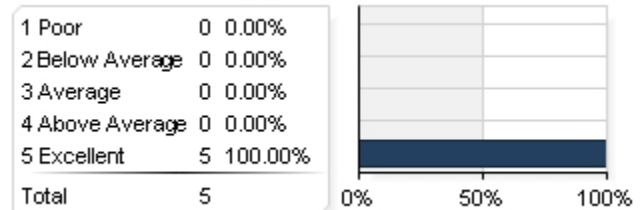
Statistics	Value
Mean	5.00
Median	5.00
Mode	5
Standard Deviation	0.00

Viterbi Course Supplemental Items

1. The prerequisites for the course were adequate. 2. There was a systematic progression of topics / materials throughout the course.

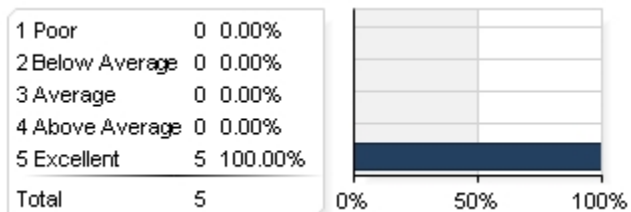


Statistics	Value
Mean	5.00
Median	5.00
Mode	5
Standard Deviation	0.00



Statistics	Value
Mean	5.00
Median	5.00
Mode	5
Standard Deviation	0.00

3. The reading material / texts and assignments contributed to a coherent learning experience.



Statistics	Value
Mean	5.00
Median	5.00
Mode	5
Standard Deviation	0.00

What were this instructor's main strengths?

Comments

Very clear in presenting material and interacting with the class to ensure that material is understood
encourages students to explore on their own