

HOW TO WEAR A FACE COVERING

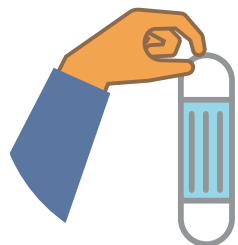
1.

Wash your hands before touching the face covering.



2.

Inspect the face covering for tears and holes.



3.

Place the loops over your ears.



4.

Ensure the face covering is worn properly.



The mouth, nose, and chin are covered and there's a tight fit with no gaps. After putting on the face covering and making the proper adjustments, avoid touching it.

5.


To remove the face covering, grab the loops and pull it away from your face.



Be careful not to touch the eyes, nose, or mouth while removing the face covering.

6.


Dispose of the face covering after using it.



If you have a cloth face covering, carefully put it in a plastic bag after use and take it home to wash.

7.

Wash your hands after touching the face covering.



Contact Research Safety if you have questions.

Face coverings are NOT a substitute for social distancing. Always remember to keep at least a six-foot distance from others and wash your hands often.