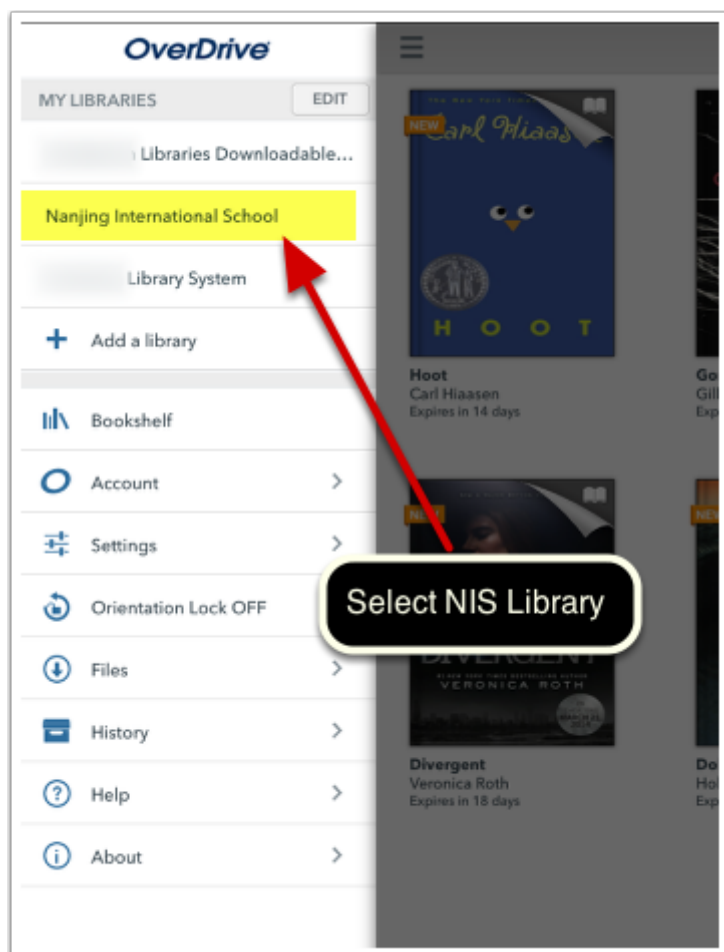


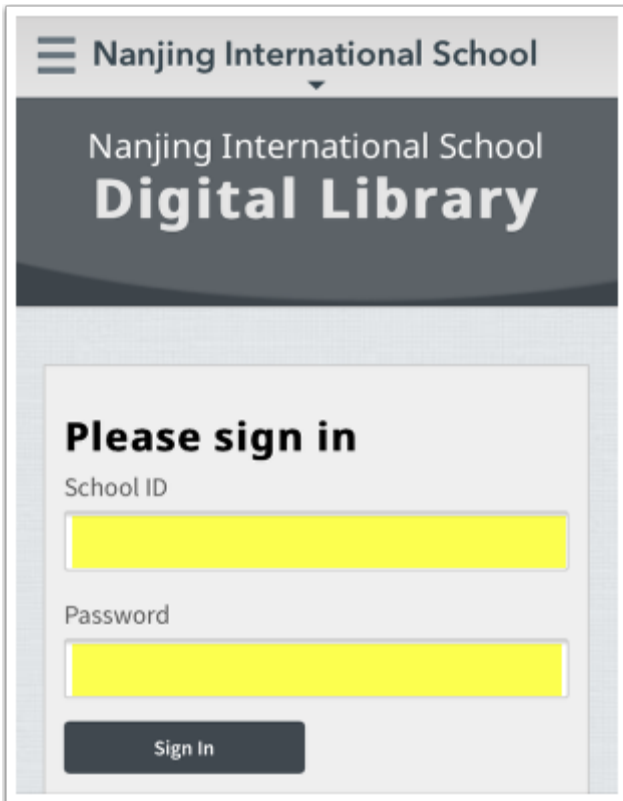
Borrowing Books on an iOS device

Open the NIS Library in your OverDrive App



To add Nanjing International School's library to your OverDrive app, see the [tutorial on adding NIS library](#).

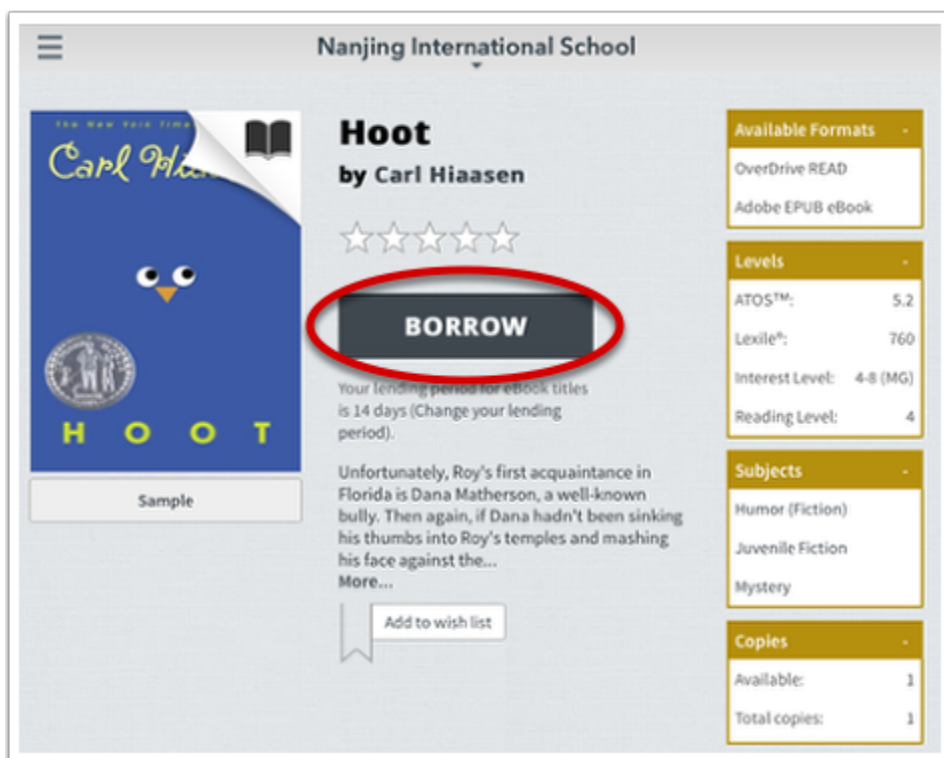
Log Into your library account



The image shows a login interface for the Nanjing International School Digital Library. At the top, there is a header with a hamburger menu icon and the text "Nanjing International School". Below this is a dark grey banner with "Nanjing International School" and "Digital Library" in white text. The main content area is a light grey box with the heading "Please sign in". It contains two input fields: "School ID" and "Password", both of which are currently empty and highlighted in yellow. Below the input fields is a dark grey button labeled "Sign In".

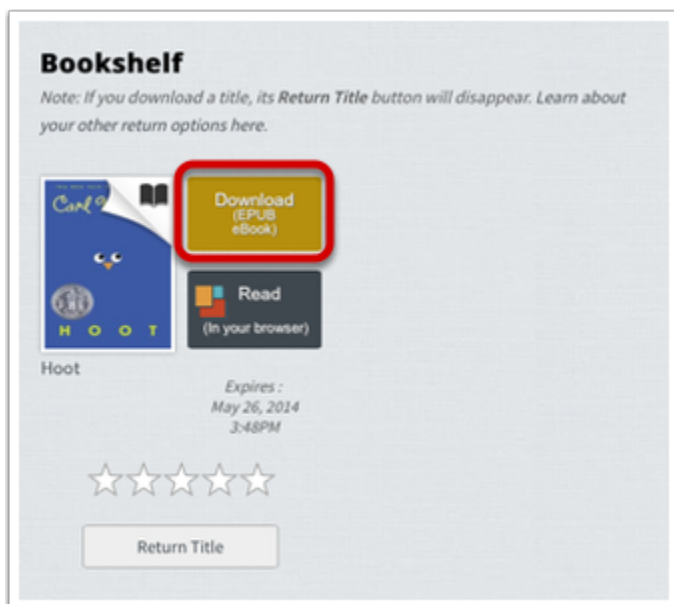
If you don't know your library account information, please visit the library at school, or email nislibrary@staff.nanjing-school.com

Find your book, select it, and click "Borrow"



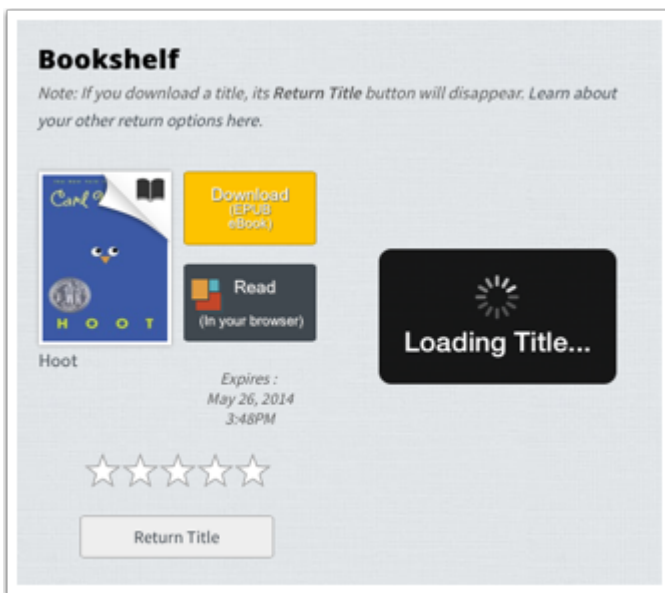
If the book is currently checked out or not available, the borrow button will not be available. *Note the boxes on the right, which give more details about the book's genres, levels, copies available, and format options.

Choose to download the book as an EPUB



You can also opt to read it in the browser, if connected to the Internet.

The book will load, and after a few moments, will appear on your bookshelf (see the OverDrive menu)



Other Links:

[NIS' OverDrive Information Page](#)

[OverDrive Portal](#)

[Getting Started with OverDrive](#)

[How to use OverDrive](#)