

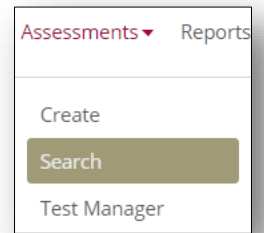
# Sharing Assessments and Data Across Teacher Teams

Teachers that have been added to a Teacher team can now share assessments with their teacher team(s) and have access to student data for any teachers in the group. This is very beneficial for CCCs when participating in data talks and creating common assessments.


## Sharing Assessments

Teachers who are part of a Teacher Team have the option to share assessments they create with other teachers in their Teacher Team(s) rather than the whole school. Note: *If you are part of more than 1 Teacher Team, the assessment will be shared with all of your Teacher Teams.*

1. Locate the assessment you created by clicking on Assessments→Search.



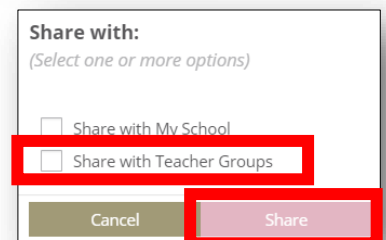
2. Click on the title of the assessment and then select the Publish tab.



3. Click the green Share Assessment button on the right-hand side.



4. Select Share with Teacher Groups and click Share. *This will share the assessment with any teacher group (team) you are part of.*

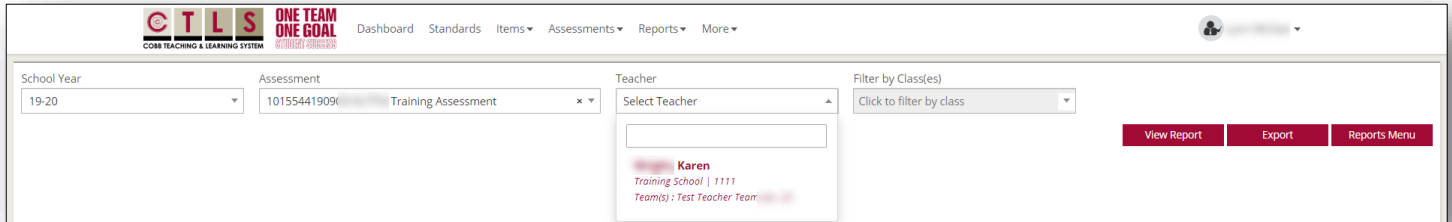


5. Other teachers in your group can now locate the assessment by navigating to Assessments→Search and filter by Shared. Users can publish (target) as to classes as usual.

# Viewing Data for Teacher Teams

Teachers who have been added to a Teacher Team by their school administrator can now see data in reports and Incite Analytics for other teachers in the Teacher Team. This is very beneficial for support staff such as ESOL teachers, school counselors, etc., who do not normally have access to this data.

1. When running reports, teachers can select other teachers from the Teacher drop down menu.



2. When using Incite Analytics to view data, teachers will see their data as well as data for the other teachers in their group in Incite Analytics. This applies at the teacher, class and student level.

