

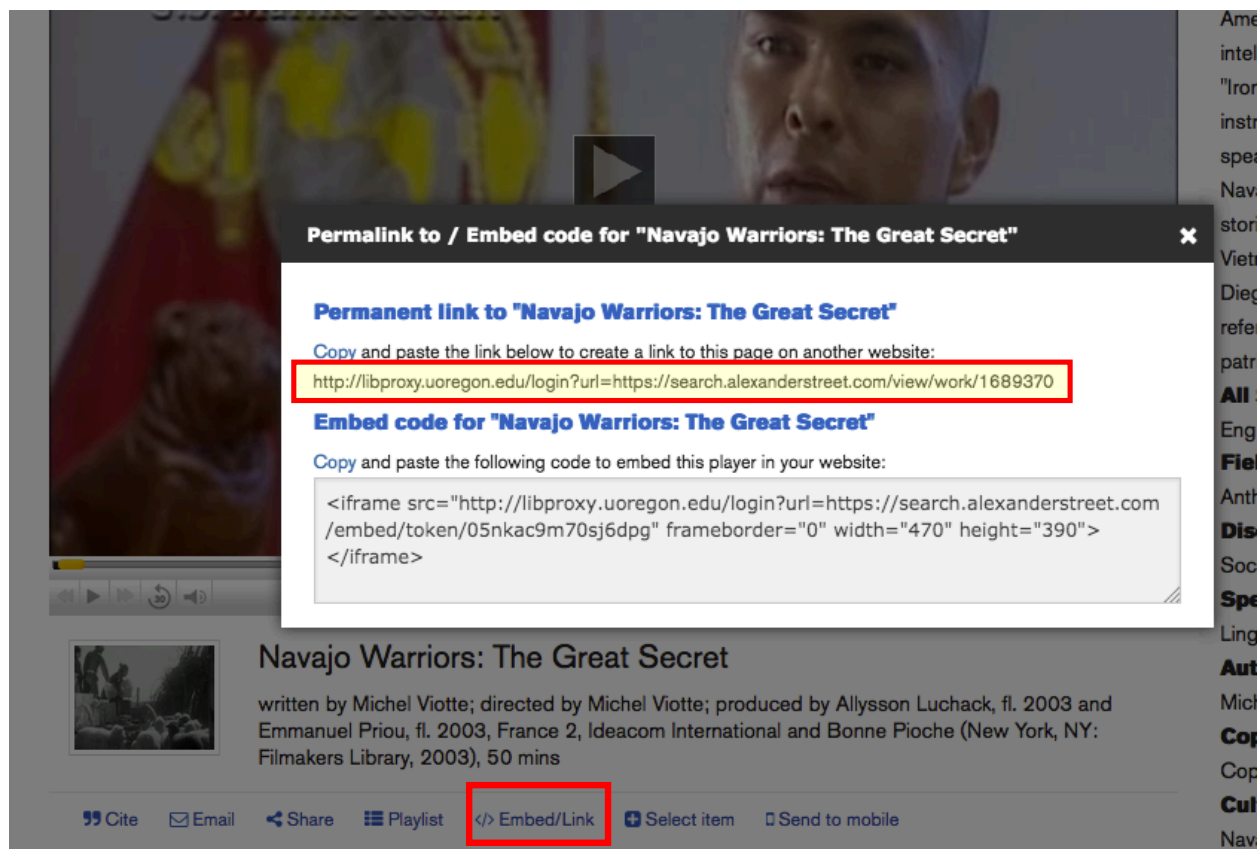
How to add an Ethnographic Video Online film to Canvas:

Ethnographic Video Online is a streaming video service that the University of Oregon Libraries has licensed. This collection of classic and contemporary ethnographic documentaries is a comprehensive resource for the study of human culture and behavior. It covers every region of the world and features the work of many of the most influential documentary filmmakers of the 20th century, including interviews, previously unreleased raw footage, field notes, study guides, and more. This is a great way to “flip” your classroom; students watch pertinent videos at their convenience, saving scarce, valuable classroom time for lecture and discussion.

Films, documentaries and more information on Ethnographic Video Online’s Streaming Service can be found here: <http://search.alexanderstreet.com/anth>

To link a video in Canvas:

1. Select your film or documentary from Ethnographic Video Online.
2. Below the video, click the **Embed/Link** button. A pop-up window will appear with the URL we need for the link (highlighted below). Make sure you click on the first URL on top, labeled “Permanent link to [your video],” and not the second “Embed code” link.



Permalink to / Embed code for "Navajo Warriors: The Great Secret"

Permanent link to "Navajo Warriors: The Great Secret"
 Copy and paste the link below to create a link to this page on another website:
<http://libproxy.uoregon.edu/login?url=https://search.alexanderstreet.com/view/work/1689370>

Embed code for "Navajo Warriors: The Great Secret"
 Copy and paste the following code to embed this player in your website:

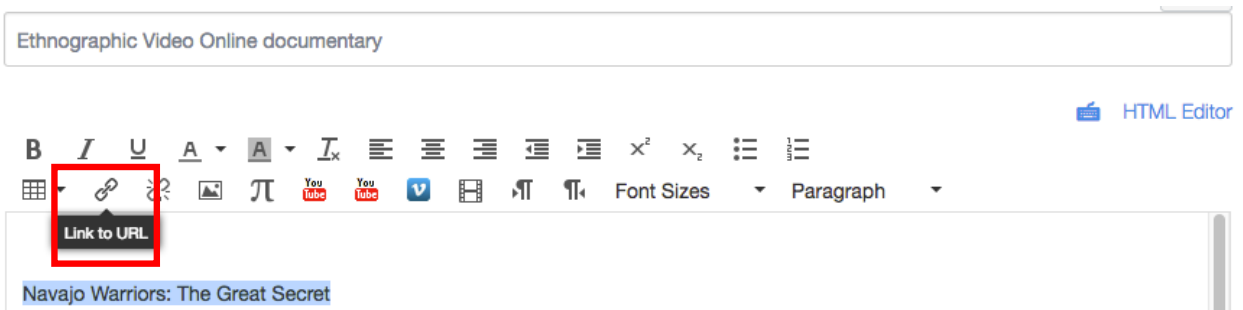
```
<iframe src="http://libproxy.uoregon.edu/login?url=https://search.alexanderstreet.com/embed/token/05nkac9m70sj6dpg" frameborder="0" width="470" height="390">
</iframe>
```

Navajo Warriors: The Great Secret
 written by Michel Viotte; directed by Michel Viotte; produced by Allysson Luchack, fl. 2003 and Emmanuel Priou, fl. 2003, France 2, Ideacom International and Bonne Pioche (New York, NY: Filmmakers Library, 2003), 50 mins

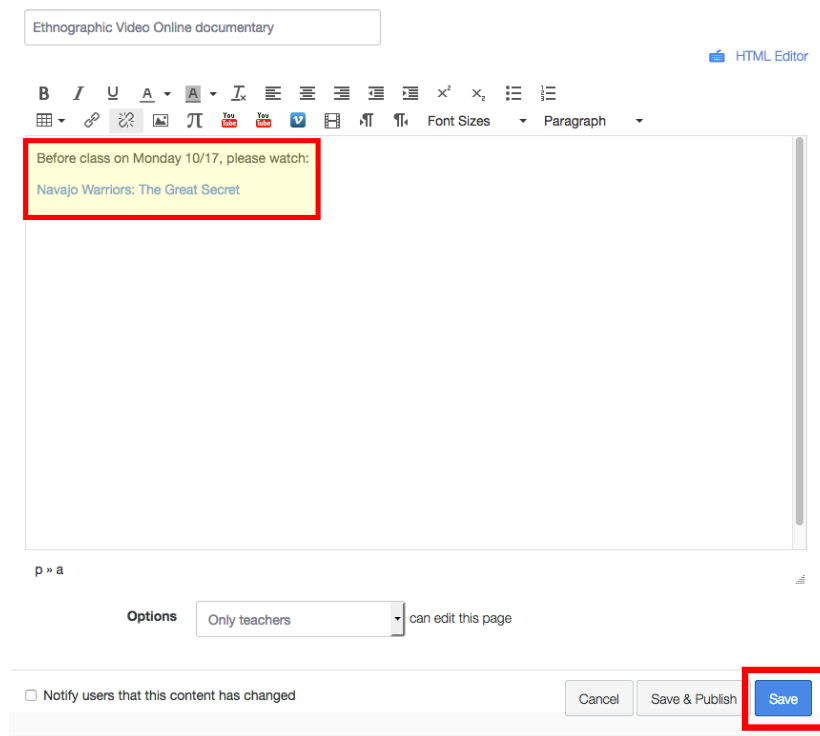
⌘ Cite ✉ Email ↶ Share 📺 Playlist **<> Embed/Link** 📌 Select item 📱 Send to mobile

3. Log into Canvas, go to your **course** and the **assignment, discussion, quiz, or page** that you would like to add your video to. You can link an Ethnographic Video Online video into any Canvas tool with a rich text editor.

4. Select **Edit**.
5. To link the video, **enter a title** for the video in the main text box. Then, select the title and click the **Link to URL** button (looks like chain links).



6. In the **Link to Website URL** box, paste the link that you copied earlier. Click **Insert Link**.
7. Click the blue **Save** button and you will have a page with your video title as a link to the new window in which your video will open and play. This enables both on and off-campus viewing. You can now finish editing your assignment, discussion, quiz, or page and add any further instructions directly into the rich text editor without affecting the video.



UO Canvas + Ed Tech Office
Center for Media and Educational Technologies, UO Libraries
Monday – Friday 8:00am-5:00pm
Knight Library, room 19 (ground floor)
541-346-1942
lms-support@ithelp.uoregon.edu
blogs.uoregon.edu/canvas
