



NEW YORK STATE 4-H Meat Goat Breeding Stock DRY YEARLING DOE RECORD BOOK

Name: _____

Age: _____ **Birthdate:** _____

Address: _____ **County:** _____

Years in 4-H: _____ **Name of 4-H Club:** _____

Name of 4-H Leader: _____

Project start date: _____ **Project end date:** _____

How many years have you had a meat goat project? _____

RECORDS AT THE START OF MY PROJECT

Start date (lease or purchase date, or in the case of doelings that are raised by youth, date when doeling was born): _____

Purchase price of doeling (if raised by youth, use the costs accrued by its dam while raising it, for example, breeding fees, feed required to support the pregnancy and nurse the kids, vaccinations for the kids, etc. and divide by the number of kids the doe raised in that litter):

My doeling's name is:

Registration # (if registered): _____

Breed: _____ Horn status: _____ Markings: _____

Permanent id is a ___ tattoo number ___ scrapie eartag number

The number/code is: _____ left ear _____ right ear

Doelings's birth date (use approximation if exact date is unknown):

Birth weight if known: _____ Litter size if known: _____

Did you weigh your doeling this winter, spring or early this summer, if so:

Date: _____ Age: _____ Weight: _____

Picture of Doeling in the current year

GENERAL INFORMATION

My doeling was weaned at _____ weeks old

My doeling was ___ disbudded or ___ tipped at ___ weeks old, ___ never

I started teaching her to lead when she was _____ old

I noticed my doeling in heat for the first time on _____

My doeling was bred to _____

on the following dates: _____

My doeling is due to kid on approximately: _____

Some of the new goat skills I learned this year were (for example, how to calculate a feed ration, how to identify different pasture plants, how to body clip a goat, how to tell when my goat is in heat, what a goat's cud looks like, how to take a temperature):

Some of the goat skills I taught to other people this year were:

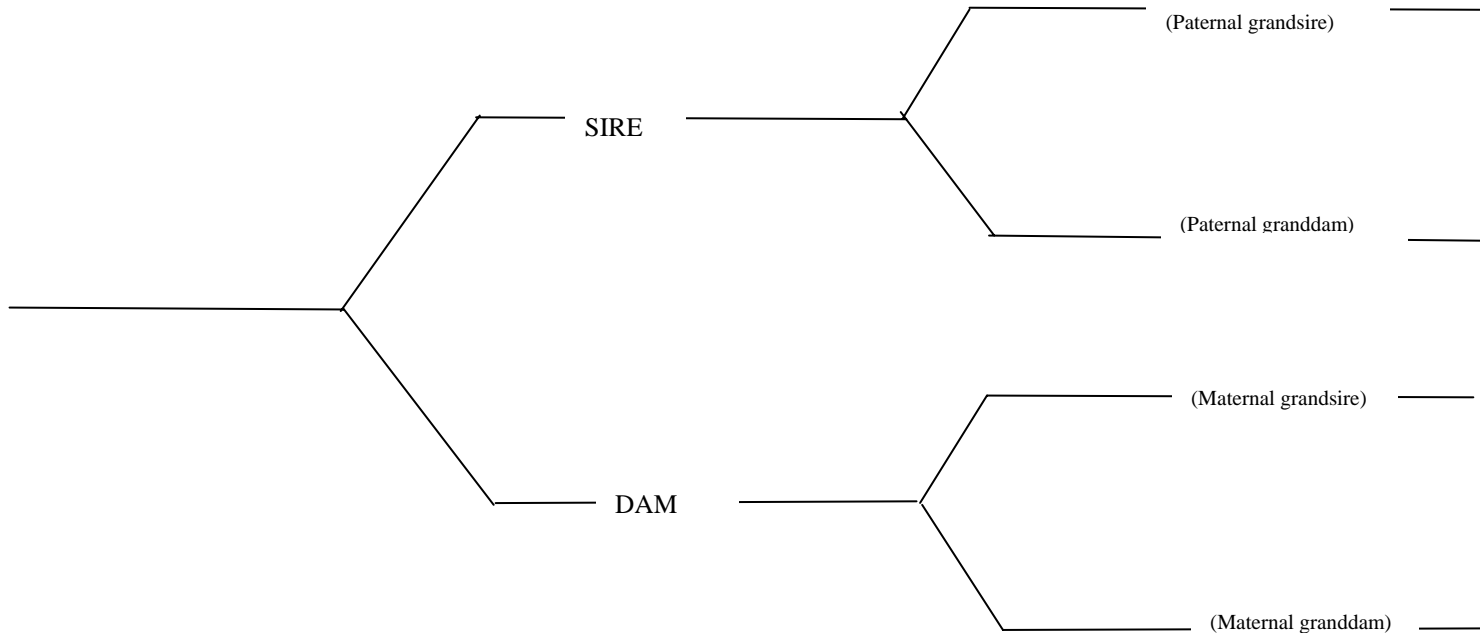
I have eaten goat meat _____ yes _____ no

I have cooked goat meat _____ yes _____ no

If you have tried goat meat, how did it taste to you?

MY DOELING'S PEDIGREE

Record information about your doeling's parents and ancestors on the pedigree form below. You can list the names and registration numbers (if registered) of the goats above each line and any performance information you have about them below the line. The goat's scrapie identification number if known can be used for goats that are not registered.



Goat conformation traits that are important to me are:

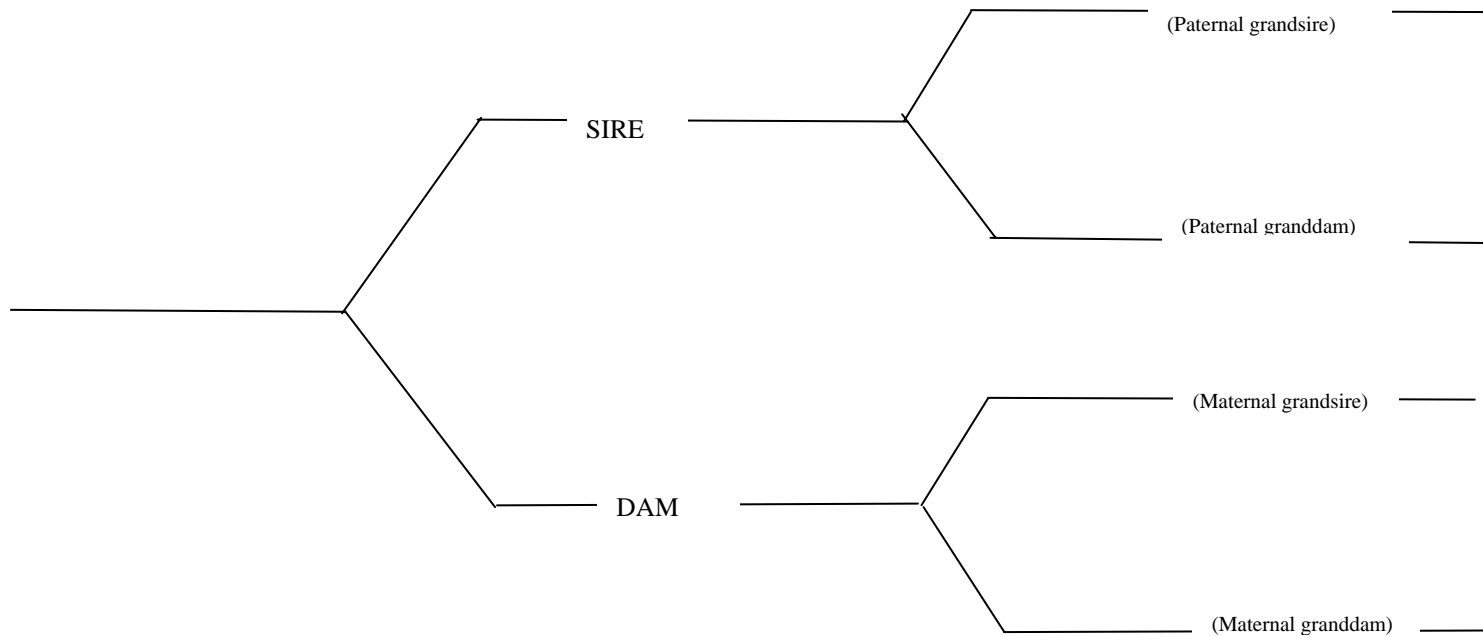
Goat performance traits that are important to me are:

Summarize your doe's conformation strengths and weaknesses:

Summarize your doe's performance strengths and weaknesses:

PEDIGREE OF THE BUCK SHE IS BRED TO OR YOU HOPE TO BREED HER TO

Record information about the buck's parents and ancestors on the pedigree form below. You can list the names and registration numbers (if registered) of the goats above each line and any performance information you have about them below the line. The goat's scrapie identification number if known can be used for goats that are not registered.



Explain why you decided to breed her to this buck (discuss some of his positive and negative qualities):

HOW IS MY GOAT GROWING?

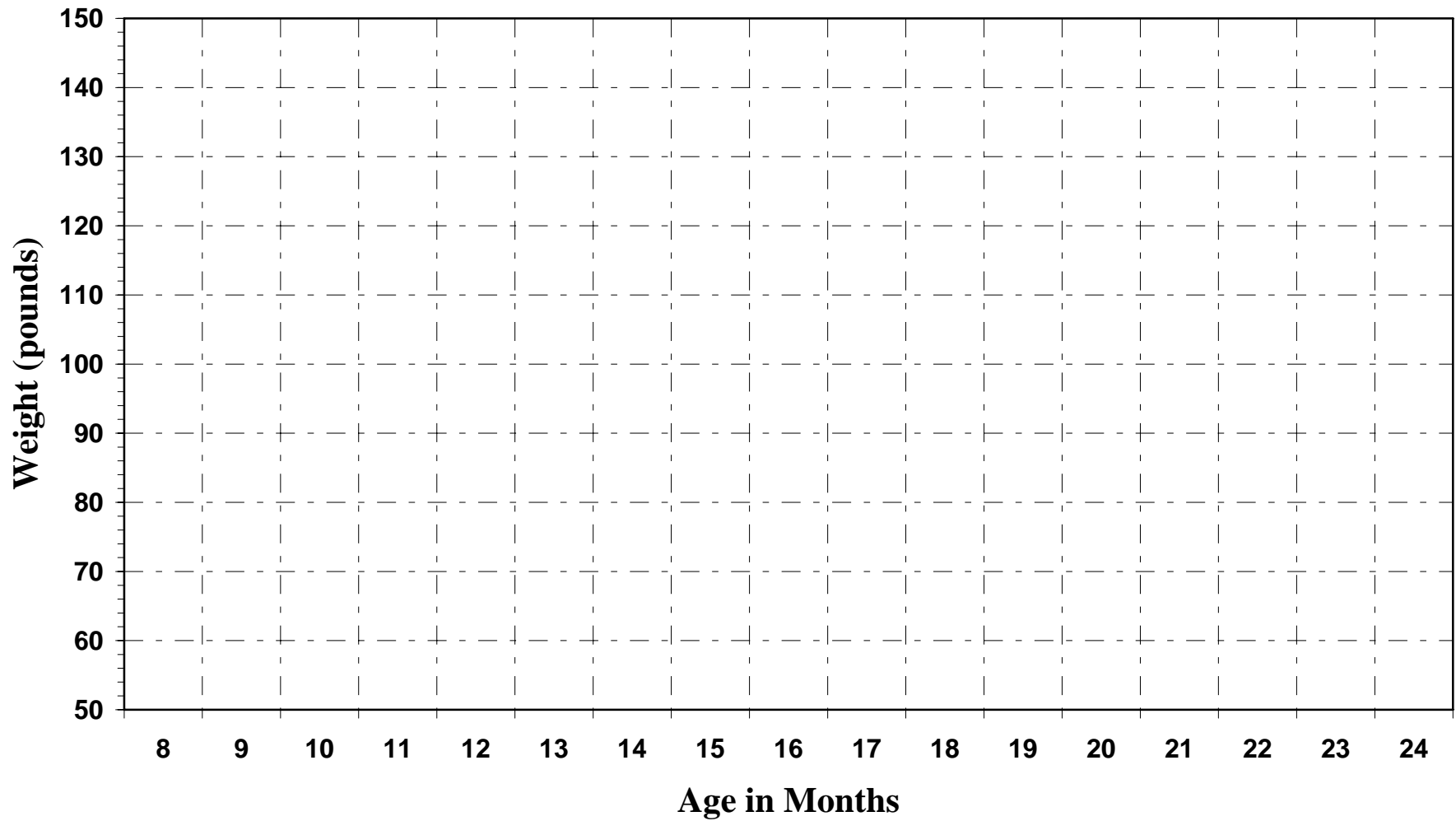
(use this page to record the weight of your doeling or use the graphs on the next page). Try to weigh your doeling at least once a month and circle the date when you think she has reached a weight where she is heavy enough to be bred.

method of weighing: _____ scale _____ measuring tape

GOAT ID	DATE	AGE	WEIGHT	DATE	AGE	WEIGHT

When my yearling was shown at the county level, she weighed _____ pounds and was _____ months old.

Graph Your Doeling's Weight- *try to weight your doeling several times a year to make sure she is growing well. Circle her weight when you think she is heavy enough to breed.*



RECORDS AT THE END OF MY PROJECT

Finish date: _____

Age: _____ Weight: _____

Picture of Doeling at Finish Date or Fair Time

WHAT I FED MY DOELING THIS YEAR -

Use this page to record feed costs if you did not weigh your doe at the beginning of the year. If she was kept in a group of goats, divide the feed fed to the entire group by the number of goats in the group to get an estimate of the amount of feed she used. If you did weigh your goat in the winter or spring, you can fill out the first section of the following page instead.

I started keeping track of my doeling's feed on _____
Since that date I have fed her:

___ Bales of _____ hay at a cost of _____

___ Bales of _____ hay at a cost of _____

___ Bales of _____ hay at a cost of _____

___ Pounds of _____ grain at a cost of _____

___ Pounds of _____ grain at a cost of _____

___ Pounds of _____ grain at a cost of _____

___ Pounds of _____ minerals at a cost of _____

___ Pounds of _____ minerals at a cost of _____

List amounts and cost of other feeds fed –

Total Feed Costs for this year were: _____

DOELING'S PERFORMANCE RECORD

Growth results – fill this out if you kept track of your doeling's growth

- 1) Pounds of gain (final weight – starting weight): _____
- 2) Total pounds (lbs.) of grain fed: _____
- 3) Number of days fed (days from start date to finish date): _____
- 4) Average daily gain (lbs. of gain divided by # of days fed = #1 ÷ #3):

- 5) Feed efficiency – How many pounds of grain did you feed for each pound of gain? (lbs. of grain fed divided by lbs of gain = #2 ÷ #1): _____
- 6) Total grain costs: _____
- 7) Total forage (hay, pasture, etc) costs: _____
- 8) Total feed costs: _____
- 9) Feed cost per pound of gain (feed costs divided by lbs of gain = #8 ÷ #1):

Show results – fill this out if you showed your doeling

Showmanship results: _____

DOELING'S FINANCIAL RECORD

- 1) Purchase price: _____
- 2) Feed costs: _____
- 3) Health costs: _____
- 4) Breeding costs: _____
- 5) Other costs: _____
- 6) Total expenses: _____ = #1+#2+#3+#4+5
- 6) Current market value of doeling as breeding stock: _____
- 7) Awards, prize money, premiums and other income from doeling:

- 8) Selling price received (use replacement value if doeling is to be retained in herd): _____
- 9) Total receipts: _____ = #7 + #8
- 10) Profit or loss of doeling (Receipts - Expenses = #9- #5): _____
(use pencil to fill out this bottom portion if you have not finished your project yet)

PROJECT SUMMARY

Approximately how much time did caring for your doeling take you every day?

What took the most time?

How did you finance your project?

What was the most exciting new thing you learned to do?

What difficulties, if any, did you have with this project?

What did you enjoy most about your project?

What changes would you like to make next year and/or what changes did you make this year compared to previous years to make your project better or more enjoyable?

What agricultural public presentations, talks, articles, fieldtrips, or workshops did you participate in or present to your club, school, community, or the general public:

What things would you like to see your 4-H group do next year?

The following “HOW TO” SHEETS are included to help you keep track of your expenses and various other records. Unless your county or 4-H leader requires it, these forms do not need to be included in your project notebook for project evaluations. However, we recommend that if at all possible you include any of these forms that you do end up using. This is because they can help an evaluator to understand how you got at your final figures and some of the challenges you had to meet during your project. These records may count as extra credit for project notebook competitions such as the section in the Kimber Hamm Goat Rancher Award at the NY State Fair.

Please note – if you keep all your hay, grain and other expenses for your market kid separate from feed and equipment for any other livestock your family owns, you can probably figure out your kid’s financial report without using the “how to” sheets. Instead, take three manila envelopes. Label one each for feed, health expenses, and other expenses. Every time you buy feed, etc. for your goat put the receipt in the correct envelope. At the end of your project, tally up the receipts in each envelope and fill out the proper blanks in your kid’s financial report. A tally of these envelope accounts that lists what each expense was may be used as extra credit for project notebook competitions. Good luck! Remember, it is always a good idea to figure out approximately how much hay and grain you offer your kid daily.

“HOW TO” SHEET FOR HEALTH RECORDS

Was your doeling ever sick? _____ yes _____ no

What was your doeling sick with?

What did you do when your doeling was sick?

What sort of medicine did your doeling get?

Is there anything you can do to prevent this illness?

Dates of her vaccines and injections

	Type of shot	Dates given	Total Cost
_____	Clostridium C & D toxoid	_____	_____
_____	Tetanus toxoid	_____	_____
_____	Selenium and Vitamin E	_____	_____
_____	Rabies	_____	_____
_____	_____	_____	_____
_____	_____	_____	_____

My goat was wormed, treated for coccidia, or treated for lice on these dates:

Type of medication	Dose given	Dates	Cost
_____	_____	_____	_____
_____	_____	_____	_____
_____	_____	_____	_____
_____	_____	_____	_____
_____	_____	_____	_____

Other health expenses (health certificates, vet calls, vet supplies, etc):

Treatment	Date	Cost	Treatment	Date	Cost

Total health expenses:

“HOW TO” SHEET FOR FEED COSTS

Date	Feed fed	Lbs fed daily	Cost per lb	Cost per day	Daily cost per animal	# of days fed	Total cost	
Total lbs of feed fed per animal =					Total feed costs per animal = \$			

Instructions –

- 1) Note down the date that you start on a new feed ration.
- 2) List all the roughages, bag feeds, and concentrates that you feed.
- 3) Express the amount eaten daily in pounds or tenths of a pound (i.e. ½ lb = .5 lb).
- 4) To figure out hay consumed, weigh an average bale and calculate how many days it takes to use up a bale. For example, if your hay bales weigh around 40 lbs and your goat goes through a bale in about 10 days, you are using around 4 lbs of hay per day.
- 5) To figure out cost of hay, take the cost per ton (2000 lbs) and multiply it by the pounds fed daily and then divide this sum by 2000. For example, if you paid \$80/ton and use 4 lbs daily, then $\frac{\$80}{2000} = X \times 4$, so $X = (\$80 \times 4) \text{ divided by } 2000 = \$320/2000 = \$.16$ or 16 cents.
- 6) Or take hay cost per bale multiplied by lbs fed and then divided by average lbs in a bale. If you pay \$1.50 for a 40 lb bale, $\$1.50/40 = X/4$, so $X = 1.50 \times 4 / 40 = \$.15$.
- 7) If you fed a group of goats together in the same pen, divide the daily feed costs for feeding that pen of animals by the number of kids in the pen.
- 8) If you fed pasture, indicate here how you determined the daily cost per goat kid of grazing your pasture. _____

“HOW TO” SHEET TO RECORD OTHER EXPENSES

DATE	ITEM	QUANTITY	COST

You can choose to leave out any equipment you buy that can be used for more than one year or else you can depreciate this equipment based on either how many years it can be used for or what it would be worth if you sold it at the end of your project. However, be sure to include on this sheet things like trace mineral salt that your goat will use up during your project.

A good exercise in animal nutrition is to find out the nutritional value of the feed ration that you fed your doeling the longest. You can then compare the dry matter, energy, and protein content of her ration to the NRC Nutritional Requirements for growing goat kids or to the nutrient requirements listed in the NY State Meat Goat packet CD. You can do the same exercise with your doeling's fiber, Ca and P requirements.

“HOW TO” SHEET FOR CALCULATING DRY MATTER (DM) FED

Date ration started	Feeds fed	Percent DM of feed	DM percent expressed as decimal	Lbs of feed fed daily	Lbs of DM fed daily
Total lbs of DM fed daily per kid (round to tenth of lb) =					lbs.

“HOW TO” SHEET FOR CALCULATING ENERGY FED

What form of energy is being calculated?

___ net energy, ___ digestible energy, ___ total digestible nutrients

Figures were obtained from ___ feed labels, ___ feed tables, ___ feed analyses ?
(check all that apply)

Date ration started	Feeds fed	Percent energy of feed	Energy percent expressed as decimal	Lbs of feed fed daily	Lbs of energy fed daily
Total lbs of energy fed daily per goat (round to tenth of lb) =					lbs.

“HOW TO” SHEET FOR CALCULATING PROTEIN FED

What form of protein is being calculated?

____ digestible protein, ____ crude protein, ____ other (_____)
 Figures were obtained from ____ feed labels, ____ feed tables, ____ feed analyses ?
 (check all that apply)

Date ration started	Feeds fed	Percent protein of feed	Protein percent expressed as decimal	Lbs of feed fed daily	Lbs of protein fed daily
Total lbs of protein fed daily per yearling (round to tenth of lb) = lbs.					