

5-29-19

Aim: SWBAT use vertical and adjacent angle relationships to find missing angle measures.

HW: Packet Page 15

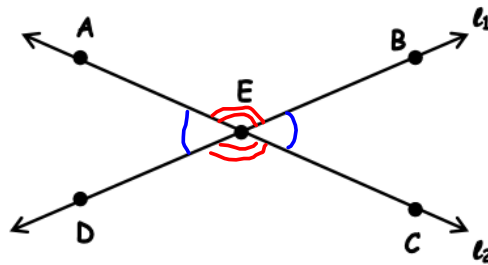
Test Monday

Final Review Packet due Monday

Final Exam Wednesday, June 19th

Do Now: Correct hw

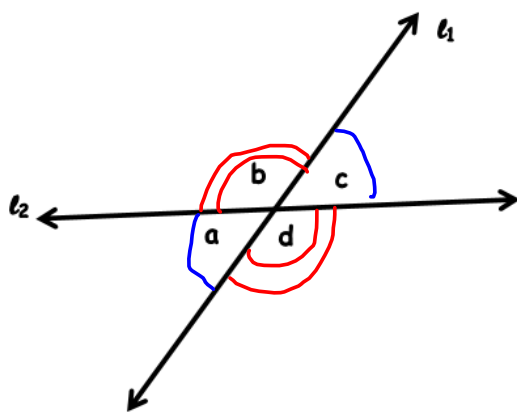
HOMEWORK



Complete each table.

Vertical Angles	
Pair #1 AED and BEC	Pair #2 AEB and DEC

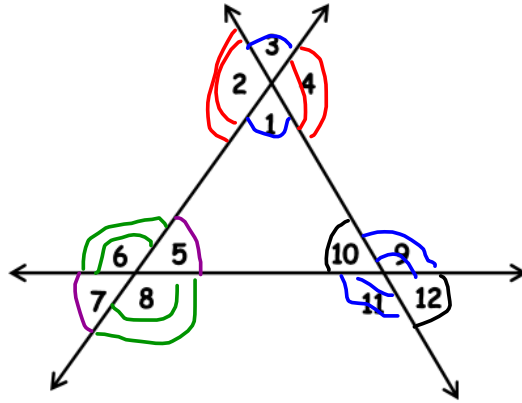
Adjacent Angles	
Pair #1 AEB and BEC	Pair #2 BEC and CED
Pair #3 CED and DEA	Pair #4 DEA and AEB



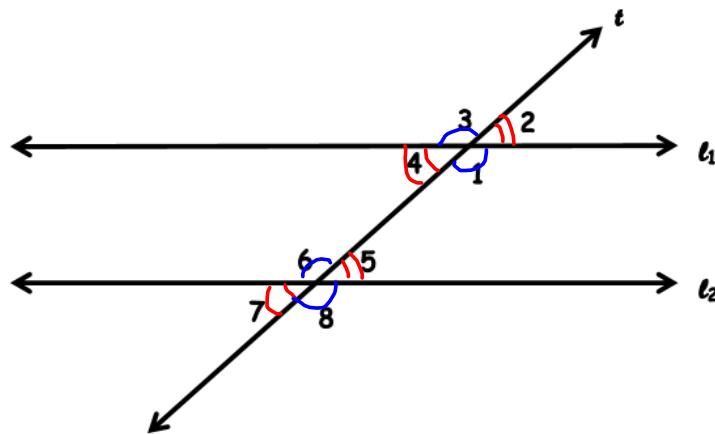
Vertical Angles	
Pair #1 a and c	Pair #2 b and d

Adjacent Angles	
Pair #1 a and b	Pair #2 b and c
Pair #3 c and d	Pair #4 d and a

List all the vertical angles.



Pair #1	Pair #2	Pair #3	Pair #4	Pair #5	Pair #6
1 and 3	2 and 4	5 and 7	6 and 8	9 and 11	10 and 12



Pair #1	Pair #2	Pair #3	Pair #4
1 and 3	2 and 4	5 and 7	6 and 8

Aim: SWBAT use vertical and adjacent angle relationships to find missing angle measures.

Do Now:

Unit: Angles & Triangles  
Student Handout 2

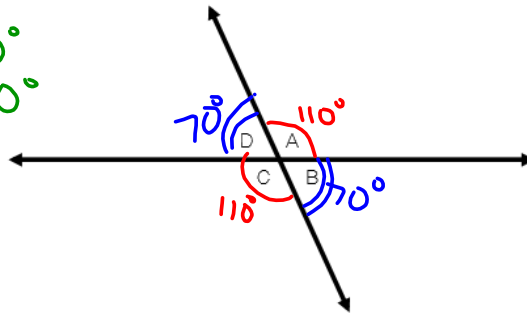
Name \_\_\_\_\_  
Date \_\_\_\_\_ Pd \_\_\_\_\_

### HOW ARE THREE OR MORE ANGLES RELATED?

Angles are also formed when two lines intersect.

Label the vertical and adjacent angles below.

Complementary  $90^\circ$   
Supplementary  $180^\circ$   
vertical  $\cong$   
adjacent



If  $\angle A$  has a measure of  $110^\circ$ , determine the measure of the other angles.

1. $m\angle B$ $70^\circ$	2. $m\angle C$ $110^\circ$	3. $m\angle D$ $70^\circ$
------------------------------	-------------------------------	------------------------------

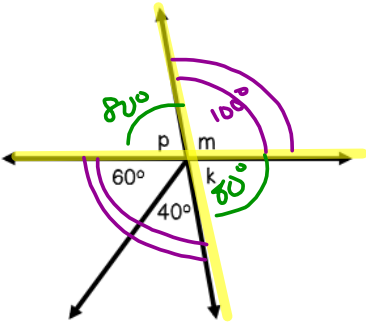
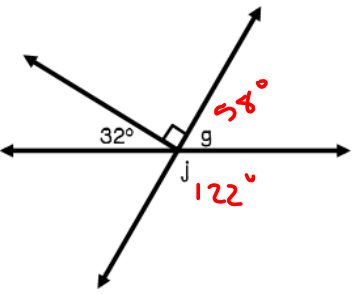
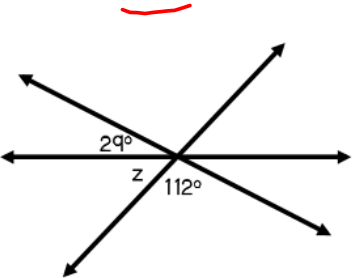
What do you notice about the sum of all four angles above?

they sum to  $360^\circ$

Determine the missing angle. Prove your answer.

<p>4.</p> <p><math>x = 148^\circ</math></p> <p>How do you know? they are vertical</p>	<p>5.</p> <p>Equation: <math display="block">\begin{array}{r} x + 94 = 117 \\ -94 \quad -94 \\ \hline x = 23 \end{array}</math></p> <p><math>x = 23^\circ</math></p>	<p>6.</p> <p><math>x = 35^\circ</math></p> <p>How do you know? vertical</p>
---	--	---

Angle \_\_\_\_\_ allow us to determine the unknown \_\_\_\_\_ .  
 Remember that all angles around a \_\_\_\_\_ will always add up to \_\_\_\_\_ .

<p style="writing-mode: vertical-rl; transform: rotate(180deg);">QUESTIONS 7 AND 8</p>		<p>7. Write an equation to determine the measure of <math>\angle k</math>.</p> $\begin{aligned} k + 60 + 40 &= 180 \\ k + 100 &= 180 \\ -100 &\quad -100 \\ \hline k &= 80 \end{aligned}$ <p>8. Set up and solve an equation to find the measure of <math>\angle m</math>.</p>
<p style="writing-mode: vertical-rl; transform: rotate(180deg);">QUESTIONS 9 AND 10</p>		<p>9. Set up and solve an equation to find the measure of <math>\angle g</math>.</p> $\begin{aligned} g + 32 + 90 &= 180 \\ g + 122 &= 180 \\ -122 &\quad -122 \\ \hline g &= 58 \end{aligned}$ <p>10. Based on the information given and the measure of <math>\angle g</math>, explain how you can determine the measure of <math>\angle j</math>.</p> $\begin{aligned} j + 58 &= 180 \\ -58 &\quad -58 \\ \hline j &= 122 \end{aligned}$
<p style="writing-mode: vertical-rl; transform: rotate(180deg);">QUESTIONS 11 AND 12</p>		<p>11. Set up and solve an equation to find the measure of <math>\angle z</math>.</p> <p>12. What is another way to find the measure of <math>\angle z</math>?</p>

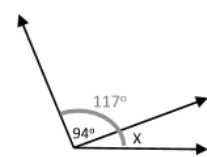
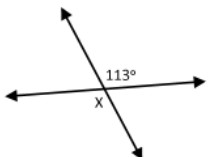
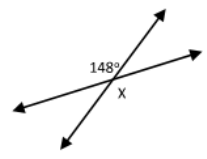
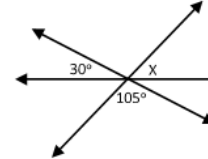
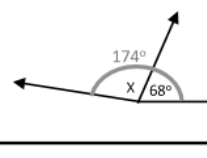
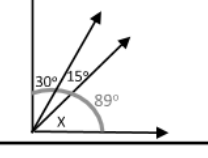
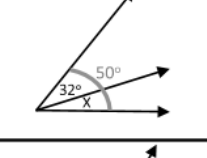
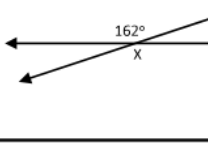
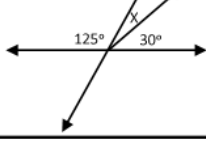
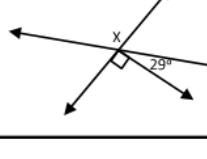
Summarize today's lesson:

Unit: Inequalities  
Homework 2

Name \_\_\_\_\_  
Date \_\_\_\_\_ Pd \_\_\_\_\_

### HOW ARE THREE OR MORE ANGLES RELATED?

Solve an equation for the missing angle measure. Then, write the letter in the blank below.

1 	6 
2 	7 
3 	8 
4 	9 
5 	10 

W	76 <sup>0</sup>	Y	25 <sup>0</sup>	I	44 <sup>0</sup>	N	90 <sup>0</sup>	U	113 <sup>0</sup>
L	23 <sup>0</sup>	P	119 <sup>0</sup>	M	106 <sup>0</sup>	S	148 <sup>0</sup>	C	45 <sup>0</sup>
A	107 <sup>0</sup>	E	18 <sup>0</sup>	D	67 <sup>0</sup>	R	45 <sup>0</sup>	T	162 <sup>0</sup>

### WHAT DIY TOOLS DO YOU USE IN MATH?

\_\_\_\_\_ 3 \_\_\_\_\_ 6 \_\_\_\_\_ 1 \_\_\_\_\_ 9 \_\_\_\_\_ 8 \_\_\_\_\_ 10 \_\_\_\_\_ 1 \_\_\_\_\_ 5 \_\_\_\_\_ 4 \_\_\_\_\_ 7 \_\_\_\_\_ 2